

Human LOX peptide ab28612

画像数 1

製品の詳細

製品名	Human LOX peptide
精製度	> 90 % HPLC.
アクセッション番号	<u>P28300</u>
Animal free	No
由来	Synthetic
生物種	Human

特性

Our **Abpromise guarantee** covers the use of **ab28612** in the following tested applications.

The application notes include recommended starting dilutions; optimal dilutions/concentrations should be determined by the end user.

アプリケーション	Blocking - Blocking peptide for Anti-LOX antibody (<u>ab31238</u>)
製品の状態	Liquid
備考	<p>- First try to dissolve a small amount of peptide in either water or buffer. The more charged residues on a peptide, the more soluble it is in aqueous solutions.</p> <p>- If the peptide doesn't dissolve try an organic solvent e.g. DMSO, then dilute using water or buffer.</p> <p>- Consider that any solvent used must be compatible with your assay. If a peptide does not dissolve and you need to recover it, lyophilise to remove the solvent.</p> <p>- Gentle warming and sonication can effectively aid peptide solubilisation. If the solution is cloudy or has gelled the peptide may be in suspension rather than solubilised.</p> <p>- Peptides containing cysteine are easily oxidised, so should be prepared in solution just prior to use.</p>

前処理および保存





保存方法および安定性	<p>Shipped at 4°C. Upon delivery aliquot and store at -20°C or -80°C. Avoid repeated freeze / thaw cycles.</p> <p>Information available upon request.</p>
------------	---

関連情報

機能	Responsible for the post-translational oxidative deamination of peptidyl lysine residues in precursors to fibrous collagen and elastin. In addition to cross-linking of extracellular matrix proteins, may have a direct role in tumor suppression.
組織特異性	Heart, placenta, skeletal muscle, kidney, lung and pancreas.
関連疾患	Defects in LOX may be a cause of cutis laxa autosomal recessive type 1 (ARCL1) [MIM:219100].
配列類似性	Belongs to the lysyl oxidase family.
翻訳後修飾	The lysine tyrosylquinone cross-link (LTQ) is generated by condensation of the epsilon-amino group of a lysine with a topaquinone produced by oxidation of tyrosine.
細胞内局在	Secreted > extracellular space.

画像

Choose the best for your experiment from thousands of proteins and peptides

-  Reinforce the validity of your results with **protein controls**
-  Validate specific, reliable reagents with **blocking peptides**
-  Keep working on targets without specific antibodies with **fusion-tagged proteins**
-  Get consistent, reproducible results with premium **bioactive proteins**

Human LOX peptide (ab28612)

Please note: All products are "FOR RESEARCH USE ONLY. NOT FOR USE IN DIAGNOSTIC PROCEDURES"

Our Abpromise to you: Quality guaranteed and expert technical support

- Replacement or refund for products not performing as stated on the datasheet
- Valid for 12 months from date of delivery
- Response to your inquiry within 24 hours
- We provide support in Chinese, English, French, German, Japanese and Spanish
- Extensive multi-media technical resources to help you
- We investigate all quality concerns to ensure our products perform to the highest standards

If the product does not perform as described on this datasheet, we will offer a refund or replacement. For full details of the Abpromise, please visit <https://www.abcam.co.jp/abpromise> or contact our technical team.

Terms and conditions

- Guarantee only valid for products bought direct from Abcam or one of our authorized distributors