


Anti-ZIP Kinase antibody ab115695

★★★★★ [1 Abreviews](#) [画像数 2](#)

製品の概要

製品名	Anti-ZIP Kinase antibody
製品の詳細	Rabbit polyclonal to ZIP Kinase
由来種	Rabbit
アプリケーション	適用あり: IHC-P
種交差性	交差種: Human 交差が予測される動物種: Mouse, Rat 
免疫原	Synthetic peptide corresponding to Human ZIP Kinase (internal sequence). Database link: O43293
ポジティブ・コントロール	Human small intestine and Human brain cortex tissues.
特記事項	<p>The Life Science industry has been in the grips of a reproducibility crisis for a number of years. Abcam is leading the way in addressing this with our range of recombinant monoclonal antibodies and knockout edited cell lines for gold-standard validation. Please check that this product meets your needs before purchasing.</p> <p>If you have any questions, special requirements or concerns, please send us an inquiry and/or contact our Support team ahead of purchase. Recommended alternatives for this product can be found below, along with publications, customer reviews and Q&As</p>

製品の特性

製品の状態	Liquid
保存方法	Shipped at 4°C. Upon delivery aliquot and store at -80°C. Avoid freeze / thaw cycles.
バッファー	pH: 7.4 Preservative: 0.02% Sodium azide Constituent: 99% PBS
精製度	Immunogen affinity purified
ポリ/モノ	ポリクローナル
アイソタイプ	IgG

アプリケーション

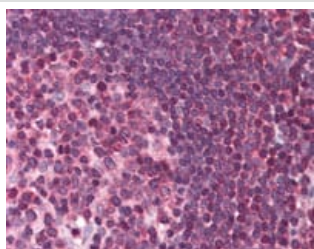
The Abpromise guarantee **Abpromise保証は、次のテスト済みアプリケーションにおけるab115695の使用に適用されず**
アプリケーションノートには、推奨の開始希釈率がありますが、適切な希釈率につきましてはご検討ください。

アプリケーション	Abreviews	特記事項
IHC-P		Use a concentration of 2.5 µg/ml. Perform heat mediated antigen retrieval with citrate buffer pH 6 before commencing with IHC staining protocol.

ターゲット情報

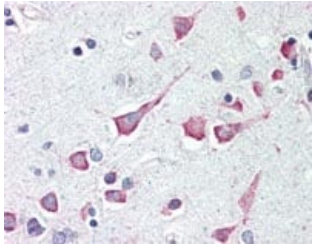
機能	Serine/threonine kinase which acts as a positive regulator of apoptosis. Phosphorylates histone H3 on 'Thr-11' at centromeres during mitosis. Regulates myosin light chain phosphatase through phosphorylation of MYPT1 thereby regulating the assembly of the actin cytoskeleton, cell migration, invasiveness of tumor cells, smooth muscle contraction and neurite outgrowth. Involved in the formation of promyelocytic leukemia protein nuclear body (PML-NB), one of many subnuclear domains in the eukaryotic cell nucleus, and which is involved in oncogenesis and viral infection.
配列類似性	Belongs to the protein kinase superfamily. CAMK Ser/Thr protein kinase family. DAP kinase subfamily. Contains 1 protein kinase domain.
翻訳後修飾	Ubiquitinated. Ubiquitination mediated by the UBE2D3 E3 ligase does not lead to proteasomal degradation, but influences promyelocytic leukemia protein nuclear bodies (PML-NBs) formation in the nucleus. Autophosphorylated. Phosphorylated by ROCK1.
細胞内局在	Nucleus. Cytoplasm. Nucleus > PML body. Relocates to the cytoplasm on binding PAWR where the complex appears to interact with actin filaments (By similarity). Localizes to promyelocytic leukemia protein nuclear bodies (PML-NBs). Associates to centromeres from prophase to anaphase.

画像



Immunohistochemistry Image of Human Small Intestine, Peyer's Patch (formalin-fixed, paraffin-embedded) stained with ZIP kinase antibody (ab115695) at 2.5 µg/ml followed by biotinylated goat anti-rabbit IgG secondary antibody, alkaline phosphatase-streptavidin and chromogen.

Immunohistochemistry (Formalin/PFA-fixed paraffin-embedded sections) - Anti-ZIP Kinase antibody (ab115695)



Immunohistochemistry Image of Human Brain, Cortex (formalin-fixed, paraffin-embedded) stained with ZIP kinase antibody (ab115695) at 2.5 µg/ml followed by biotinylated goat anti-rabbit IgG secondary antibody, alkaline phosphatase-streptavidin and chromogen.

Immunohistochemistry (Formalin/PFA-fixed paraffin-embedded sections) - Anti-ZIP Kinase antibody (ab115695)

Please note: All products are "FOR RESEARCH USE ONLY. NOT FOR USE IN DIAGNOSTIC PROCEDURES"

Our Abpromise to you: Quality guaranteed and expert technical support

- Replacement or refund for products not performing as stated on the datasheet
- Valid for 12 months from date of delivery
- Response to your inquiry within 24 hours

- We provide support in Chinese, English, French, German, Japanese and Spanish
- Extensive multi-media technical resources to help you
- We investigate all quality concerns to ensure our products perform to the highest standards

If the product does not perform as described on this datasheet, we will offer a refund or replacement. For full details of the Abpromise, please visit <https://www.abcam.co.jp/abpromise> or contact our technical team.

Terms and conditions

- Guarantee only valid for products bought direct from Abcam or one of our authorized distributors