


Anti-Wnt3a antibody ab19925

★★★★☆ **2 Abreviews** **18 References** 画像数 2

製品の概要

製品名	Anti-Wnt3a antibody
製品の詳細	Rabbit polyclonal to Wnt3a
由来種	Rabbit
アプリケーション	適用あり: WB, IHC-P
種交差性	交差種: Mouse 交差が予測される動物種: Chicken, Human, Xenopus laevis, Zebrafish, a wide range of other species 
免疫原	Synthetic peptide corresponding to Human Wnt3a aa 200-300 (internal sequence) conjugated to keyhole limpet haemocyanin. (Peptide available as ab23326)
ポジティブ・コントロール	In WB, this antibody gave a positive signal when tested against a partial recombinant protein. IHC-P: Mouse placenta FFPE tissue sections.
特記事項	<p>The Life Science industry has been in the grips of a reproducibility crisis for a number of years. Abcam is leading the way in addressing this with our range of recombinant monoclonal antibodies and knockout edited cell lines for gold-standard validation. Please check that this product meets your needs before purchasing.</p> <p>If you have any questions, special requirements or concerns, please send us an inquiry and/or contact our Support team ahead of purchase. Recommended alternatives for this product can be found below, along with publications, customer reviews and Q&As</p>

製品の特性

製品の状態	Liquid
保存方法	Shipped at 4°C. Store at +4°C short term (1-2 weeks). Upon delivery aliquot. Store at -20°C or -80°C. Avoid freeze / thaw cycle.
バッファー	pH: 7.40 Preservative: 0.02% Sodium azide Constituent: PBS Batches of this product that have a concentration < 1mg/ml may have BSA added as a stabilising agent. If you would like information about the formulation of a specific lot, please contact our scientific support team who will be happy to help.

精製度	Immunogen affinity purified
ポリ/モノ	ポリクローナル
アイソタイプ	IgG

アプリケーション

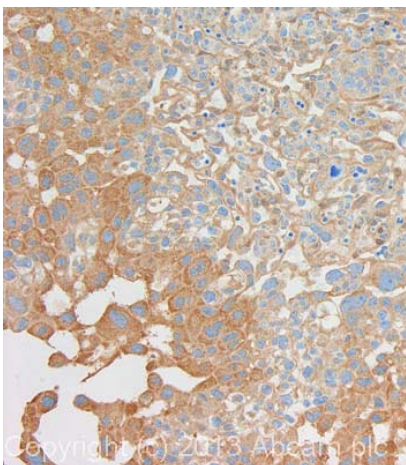
The Abpromise guarantee Abpromise保証は、 次のテスト済みアプリケーションにおけるab19925の使用に適用されます
アプリケーションノートには、推奨の開始希釈率がありますが、適切な希釈率につきましてはご検討ください。

アプリケーション	Abreviews	特記事項
WB		Use a concentration of 1 µg/ml. Detects a band of approximately 39 kDa (predicted molecular weight: 39 kDa). Can be blocked with Wnt3a peptide (ab23326).
IHC-P	★★★★★ (1)	Use a concentration of 1 µg/ml. Perform heat mediated antigen retrieval with citrate buffer pH 6 before commencing with IHC staining protocol.

ターゲット情報

機能	Ligand for members of the frizzled family of seven transmembrane receptors. Wnt-3 and Wnt-3a play distinct roles in cell-cell signaling during morphogenesis of the developing neural tube.
組織特異性	Moderately expressed in placenta and at low levels in adult lung, spleen, and prostate.
配列類似性	Belongs to the Wnt family.
細胞内局在	Secreted > extracellular space > extracellular matrix.

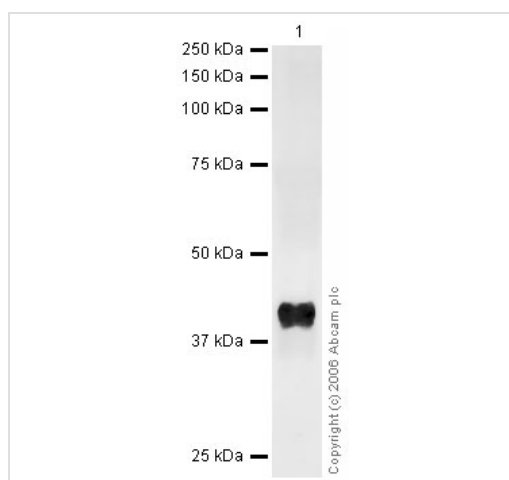
画像



Immunohistochemistry (Formalin/PFA-fixed paraffin-embedded sections) - Anti-Wnt3a antibody (ab19925)

IHC image of Wnt3a staining in mouse placenta formalin fixed paraffin embedded tissue section, performed on a Leica Bond system using the standard protocol B. The section was pre-treated using heat mediated antigen retrieval with sodium citrate buffer (pH6, epitope retrieval solution 1) for 20 mins. The section was then incubated with ab19925, 1µg/ml, for 15 mins at room temperature and detected using an HRP conjugated ABC system. DAB was used as the chromogen. The section was then counterstained with haematoxylin and mounted with DPX.

For other IHC staining systems (automated and non-automated) customers should optimize variable parameters such as antigen retrieval conditions, primary antibody concentration and antibody incubation times



Western blot - Anti-Wnt3a antibody (ab19925)

Anti-Wnt3a antibody (ab19925) at 1 µg/ml + Recombinant mouse Wnt3a, AAs 19-352 with a 16 AA n-terminal non-Wnt3a sequence at 0.1 µg

Secondary

IRDye 680 Conjugated Goat Anti-Rabbit IgG at 1/15000 dilution

Predicted band size: 39 kDa

Observed band size: 39 kDa

ab19925 detects a band of the expected size for recombinant mouse Wnt3a.

Please note: All products are "FOR RESEARCH USE ONLY. NOT FOR USE IN DIAGNOSTIC PROCEDURES"

Our Abpromise to you: Quality guaranteed and expert technical support

- Replacement or refund for products not performing as stated on the datasheet
- Valid for 12 months from date of delivery
- Response to your inquiry within 24 hours
- We provide support in Chinese, English, French, German, Japanese and Spanish
- Extensive multi-media technical resources to help you
- We investigate all quality concerns to ensure our products perform to the highest standards

If the product does not perform as described on this datasheet, we will offer a refund or replacement. For full details of the Abpromise, please visit <https://www.abcam.co.jp/abpromise> or contact our technical team.

Terms and conditions

- Guarantee only valid for products bought direct from Abcam or one of our authorized distributors