

Anti-VPS34 antibody [EPR5301] ab124905

リコンビナント RabMAb

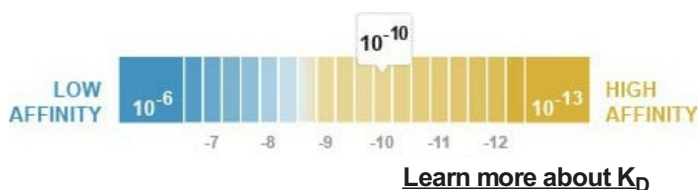
13 References 画像数 4

製品の概要

製品名	Anti-VPS34 antibody [EPR5301]
製品の詳細	Rabbit monoclonal [EPR5301] to VPS34
由来種	Rabbit
アプリケーション	適用あり: WB, IHC-P 適用なし: Flow Cyt, ICC/IF or IP
種交差性	交差種: Mouse, Rat, Human
免疫原	Synthetic peptide within Human VPS34 aa 800-900. The exact sequence is proprietary.
ポジティブ・コントロール	L6, C2C12, 293T, SHYSY-5Y cell lysates; Mouse brain tissue lysate; Human gastric adenocarcinoma tissue
特記事項	This product is a recombinant monoclonal antibody, which offers several advantages including: <ul style="list-style-type: none"> - High batch-to-batch consistency and reproducibility - Improved sensitivity and specificity - Long-term security of supply - Animal-free production For more information see here . Our RabMAb® technology is a patented hybridoma-based technology for making rabbit monoclonal antibodies. For details on our patents, please refer to RabMAb® patents .

製品の特性

製品の状態	Liquid
保存方法	Shipped at 4°C. Store at -20°C. Stable for 12 months at -20°C.
解離定数 (K _D 値)	K _D = 3.27 x 10 ⁻¹⁰ M



バッファー	pH: 7.20 Preservative: 0.05% Sodium azide
-------	--

	Constituents: 0.1% BSA, 40% Glycerol (glycerin, glycerine), 9.85% Tris glycine, 50% Tissue culture supernatant
精製度	Protein A purified
ポリ/モノ	モノクローナル
クローン名	EPR5301
アイソタイプ	IgG

アプリケーション

The Abpromise guarantee **Abpromise保証は、**次のテスト済みアプリケーションにおけるab124905の使用に適用されます
アプリケーションノートには、推奨の開始希釈率がありますが、適切な希釈率につきましてはご検討ください。

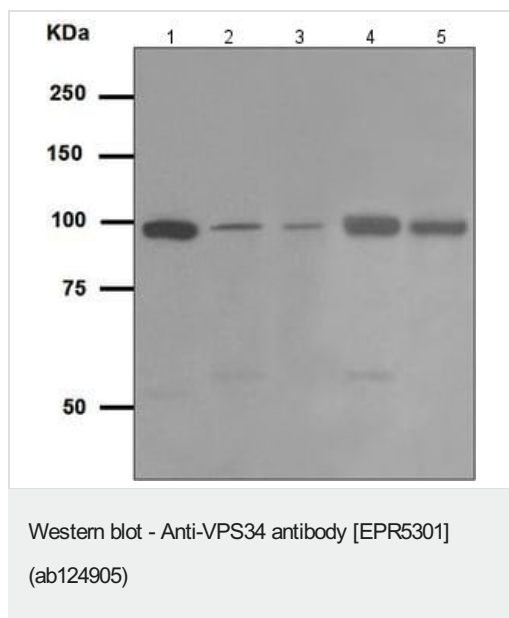
アプリケーション	Abreviews	特記事項
WB		1/1000 - 1/10000. Detects a band of approximately 100 kDa (predicted molecular weight: 102 kDa).
IHC-P		1/50 - 1/100. Perform heat mediated antigen retrieval before commencing with IHC staining protocol.

追加情報 Is unsuitable for Flow Cyt, ICC/IF or IP.

ターゲット情報

機能	Catalytic subunit of the PI3K complex that mediates formation of phosphatidylinositol 3-phosphate. Involved in the transport of lysosomal enzyme precursors to lysosomes. Required for the abscission step in cytokinesis.
組織特異性	Ubiquitously expressed, with a highest expression in skeletal muscle.
配列類似性	Belongs to the PI3/PI4-kinase family. Contains 1 PI3K/PI4K domain.
細胞内局在	Midbody.

画像



All lanes : Anti-VPS34 antibody [EPR5301] (ab124905) at 1/1000 dilution

Lane 1 : L6 cell lysate

Lane 2 : C2C12 cell lysate

Lane 3 : 293T cell lysate

Lane 4 : Mouse brain tissue lysate

Lane 5 : SHSY-5Y cell lysate

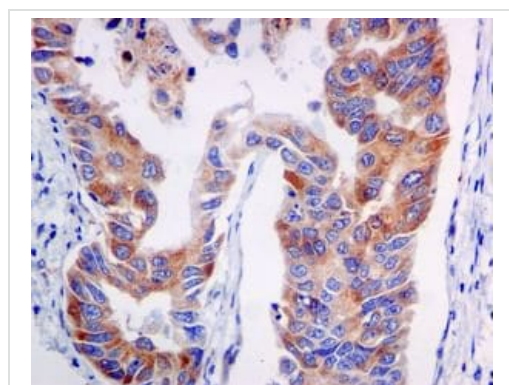
Lysates/proteins at 10 µg per lane.

Secondary

All lanes : HRP labelled goat anti-rabbit at 1/2000 dilution

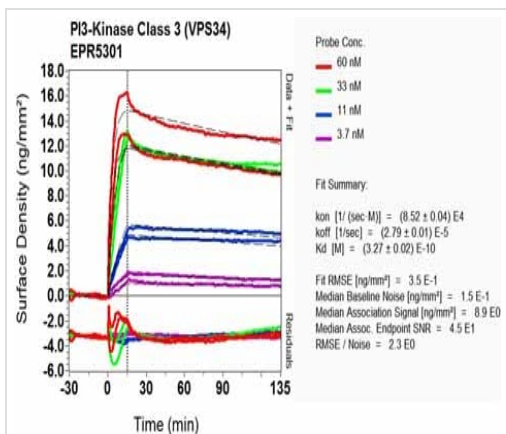
Predicted band size: 102 kDa

Observed band size: 100 kDa



ab124905, at 1/50 dilution, staining PI 3 Kinase in paraffin-embedded Human gastric adenocarcinoma tissue by Immunohistochemistry.

Perform heat mediated antigen retrieval before commencing with IHC staining protocol.



SPR Scanning - Anti-VPS34 antibody [EPR5301]
(ab124905)

Equilibrium dissociation constant (K_D)

Learn more about K_D

[Click here to learn more about \$K_D\$](#)

Why choose a
recombinant antibody?



**Research with
confidence**
Consistent and
reproducible results



**Long-term and
scalable supply**
Recombinant
technology



**Success from the
first experiment**
Confirmed
specificity



**Ethical standards
compliant**
Animal-free
production

Anti-VPS34 antibody [EPR5301] (ab124905)

Please note: All products are "FOR RESEARCH USE ONLY. NOT FOR USE IN DIAGNOSTIC PROCEDURES"

Our Abpromise to you: Quality guaranteed and expert technical support

- Replacement or refund for products not performing as stated on the datasheet
- Valid for 12 months from date of delivery
- Response to your inquiry within 24 hours
- We provide support in Chinese, English, French, German, Japanese and Spanish
- Extensive multi-media technical resources to help you
- We investigate all quality concerns to ensure our products perform to the highest standards

If the product does not perform as described on this datasheet, we will offer a refund or replacement. For full details of the Abpromise, please visit <https://www.abcam.co.jp/abpromise> or contact our technical team.

Terms and conditions

- Guarantee only valid for products bought direct from Abcam or one of our authorized distributors