




### Anti-VDAC2 antibody ab37985

★★★★★ [7 Abreviews](#) [20 References](#) [画像数 1](#)

#### 製品の概要

製品名	Anti-VDAC2 antibody
製品の詳細	Goat polyclonal to VDAC2
由来種	Goat
アプリケーション	<b>適用あり:</b> WB
種交差性	<b>交差種:</b> Human <b>交差が予測される動物種:</b> Rabbit, Cow, Dog, Pig 
免疫原	Synthetic peptide corresponding to Human VDAC2 aa 250 to the C-terminus (C terminal). Database link: <a href="#">P45880</a> <div>  <a href="#">Run BLAST with</a>  <a href="#">Run BLAST with</a> </div>
ポジティブ・コントロール	WB: Human cerebellum cell lysate.
特記事項	<p>The Life Science industry has been in the grips of a reproducibility crisis for a number of years. Abcam is leading the way in addressing this with our range of recombinant monoclonal antibodies and knockout edited cell lines for gold-standard validation. Please check that this product meets your needs before purchasing.</p> <p>If you have any questions, special requirements or concerns, please send us an inquiry and/or contact our Support team ahead of purchase. Recommended alternatives for this product can be found below, along with publications, customer reviews and Q&amp;As</p>

#### 製品の特性

製品の状態	Liquid
保存方法	Shipped at 4°C. Upon delivery aliquot and store at -20°C or -80°C. Avoid repeated freeze / thaw cycles.
バッファー	pH: 7.30 Preservative: 0.02% Sodium azide Constituents: 0.5% BSA, Tris buffered saline
精製度	Immunogen affinity purified
ポリ/モノ	ポリクローナル
アイソタイプ	IgG

## アプリケーション

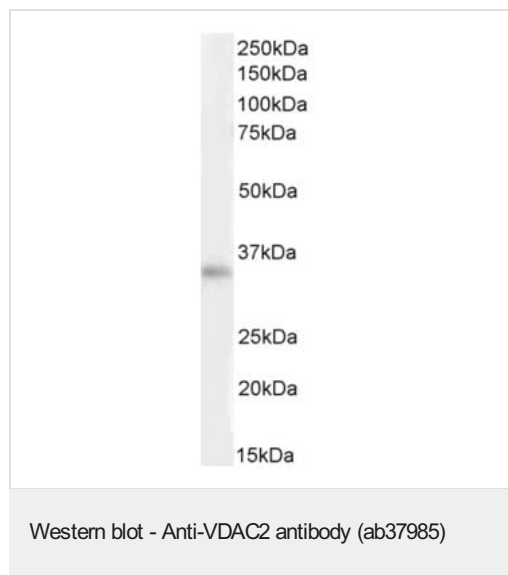
**The Abpromise guarantee**      Abpromise保証は、 次のテスト済みアプリケーションにおけるab37985の使用に適用されます  
アプリケーションノートには、推奨の開始希釈率がありますが、適切な希釈率につきましてはご検討ください。

アプリケーション	Abreviews	特記事項
WB	★★★★★ (7)	Use a concentration of 0.3 - 1 µg/ml. Detects a band of approximately 32 kDa (predicted molecular weight: 32 kDa). 1 hour primary incubation is recommended for this product.

## ターゲット情報

機能	Forms a channel through the mitochondrial outer membrane that allows diffusion of small hydrophilic molecules. The channel adopts an open conformation at low or zero membrane potential and a closed conformation at potentials above 30-40 mV. The open state has a weak anion selectivity whereas the closed state is cation-selective.
組織特異性	Expressed in all tissues examined.
配列類似性	Belongs to the eukaryotic mitochondrial porin family.
ドメイン	Consists mainly of a membrane-spanning beta-barrel formed by 19 beta-strands.
細胞内局在	Mitochondrion outer membrane.

## 画像



Anti-VDAC2 antibody (ab37985) at 1 µg/ml + Human Cerebellum lysate in RIPA buffer at 35 µg

**Predicted band size:** 32 kDa

Detected by chemiluminescence.

**Please note:** All products are "FOR RESEARCH USE ONLY. NOT FOR USE IN DIAGNOSTIC PROCEDURES"

## Our Abpromise to you: Quality guaranteed and expert technical support

- Replacement or refund for products not performing as stated on the datasheet
- Valid for 12 months from date of delivery

- Response to your inquiry within 24 hours
- We provide support in Chinese, English, French, German, Japanese and Spanish
- Extensive multi-media technical resources to help you
- We investigate all quality concerns to ensure our products perform to the highest standards

If the product does not perform as described on this datasheet, we will offer a refund or replacement. For full details of the Abpromise, please visit <https://www.abcam.co.jp/abpromise> or contact our technical team.

#### **Terms and conditions**

---

- Guarantee only valid for products bought direct from Abcam or one of our authorized distributors