

Anti-VAV1 antibody ab97574

7 References [画像数 4](#)

製品の概要

製品名	Anti-VAV1 antibody
製品の詳細	Rabbit polyclonal to VAV1
由来種	Rabbit
アプリケーション	適用あり: WB, IHC-P
種交差性	交差種: Mouse, Human
免疫原	Recombinant protein fragment containing a sequence corresponding to a region within amino acids 83 and 538 of Human VAV1 (NP_005419)
ポジティブ・コントロール	WB: Jurkat, NCI-H929 and BCL-1 whole cell lysate. IHC-P: Human serous ovarian cancer.
特記事項	<p>The Life Science industry has been in the grips of a reproducibility crisis for a number of years. Abcam is leading the way in addressing this with our range of recombinant monoclonal antibodies and knockout edited cell lines for gold-standard validation. Please check that this product meets your needs before purchasing.</p> <p>If you have any questions, special requirements or concerns, please send us an inquiry and/or contact our Support team ahead of purchase. Recommended alternatives for this product can be found below, along with publications, customer reviews and Q&As</p>

製品の特性

製品の状態	Liquid
保存方法	Shipped at 4°C. Store at +4°C short term (1-2 weeks). Upon delivery aliquot. Store at -20°C. Avoid freeze / thaw cycle.
バッファー	<p>pH: 7.00</p> <p>Preservative: 0.025% Proclin 300</p> <p>Constituents: 79% PBS, 20% Glycerol (glycerin, glycerine)</p>
精製度	Immunogen affinity purified
ポリ/モノ	ポリクローナル
アイソタイプ	IgG

アプリケーション

The Abpromise guarantee

Abpromise保証は、次のテスト済みアプリケーションにおけるab97574の使用に適用されます

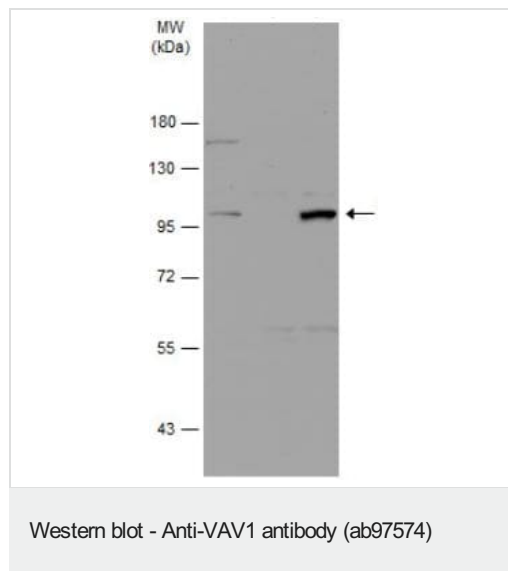
アプリケーションノートには、推奨の開始希釈率がありますが、適切な希釈率につきましてはご検討ください。

アプリケーション	Abreviews	特記事項
WB		1/500 - 1/3000. Predicted molecular weight: 98 kDa.
IHC-P		1/100 - 1/1000.

ターゲット情報

機能	Couples tyrosine kinase signals with the activation of the Rho/Rac GTPases, thus leading to cell differentiation and/or proliferation.
組織特異性	Widely expressed in hematopoietic cells but not in other cell types.
配列類似性	Contains 1 CH (calponin-homology) domain. Contains 1 DH (DBL-homology) domain. Contains 1 PH domain. Contains 1 phorbol-ester/DAG-type zinc finger. Contains 1 SH2 domain. Contains 2 SH3 domains.
ドメイン	The DH domain is involved in interaction with CCPG1.
翻訳後修飾	Phosphorylated on tyrosine residues.

画像



All lanes : Anti-VAV1 antibody (ab97574) at 1/500 dilution

Lane 1 : Jurkat (human T cell leukemia cell line from peripheral blood) whole cell lysate

Lane 2 : Raji (human Burkitt's lymphoma cell line) whole cell lysate

Lane 3 : NCI-H929 (human bone marrow lymphoblast cell line) whole cell lysate

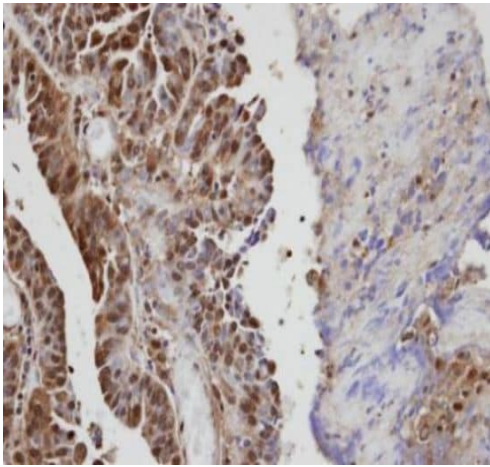
Lysates/proteins at 30 µg per lane.

Secondary

All lanes : HRP-conjugated anti-rabbit IgG antibody

Predicted band size: 98 kDa


7.5% SDS-PAGE



Immunohistochemistry (Formalin/PFA-fixed paraffin-embedded sections) - Anti-VAV1 antibody (ab97574)

Paraffin-embedded human serous ovarian cancer tissue stained VAV1 using ab97574 at 1/100 dilution in immunohistochemical analysis.

Antigen Retrieval: EDTA based buffer, pH 8.0, 15min



Western blot - Anti-VAV1 antibody (ab97574)

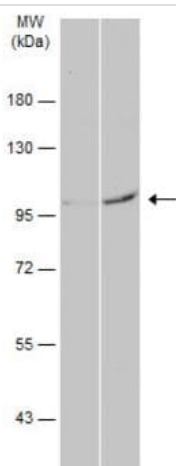
Anti-VAV1 antibody (ab97574) at 1/1000 dilution + BCL-1 (mouse B lymphocyte lymphoma cell line) whole cell lysate at 30 µg

Secondary

HRP-conjugated anti-rabbit IgG antibody

Predicted band size: 98 kDa

7.5% SDS-PAGE



Western blot - Anti-VAV1 antibody (ab97574)

All lanes : Anti-VAV1 antibody (ab97574) at 1/500 dilution

Lane 1 : Jurkat (human T cell leukemia cell line from peripheral blood) whole cell lysate

Lane 2 : NCI-H1299 (human lung carcinoma cell line) whole cell lysate

Lysates/proteins at 30 µg per lane.

Secondary

All lanes : HRP-conjugated anti-rabbit IgG antibody

Predicted band size: 98 kDa

Please note: All products are "FOR RESEARCH USE ONLY. NOT FOR USE IN DIAGNOSTIC PROCEDURES"

Our Abpromise to you: Quality guaranteed and expert technical support

- Replacement or refund for products not performing as stated on the datasheet
- Valid for 12 months from date of delivery
- Response to your inquiry within 24 hours
- We provide support in Chinese, English, French, German, Japanese and Spanish
- Extensive multi-media technical resources to help you
- We investigate all quality concerns to ensure our products perform to the highest standards

If the product does not perform as described on this datasheet, we will offer a refund or replacement. For full details of the Abpromise, please visit <https://www.abcam.co.jp/abpromise> or contact our technical team.

Terms and conditions

- Guarantee only valid for products bought direct from Abcam or one of our authorized distributors