




Anti-VAP1 antibody ab115574

1 References **画像数 1**

製品の概要

製品名	Anti-VAP1 antibody
製品の詳細	Goat polyclonal to VAP1
由来種	Goat
アプリケーション	適用あり: IHC-P
種交差性	交差種: Human 交差が予測される動物種: Mouse, Rat 
免疫原	Synthetic peptide: DEDPSFYSDSIY with a Cysteine residue linker, corresponding to internal sequence amino acids 712-724 of Human VAP1 (NP_003725.1). <div>  Run BLAST with  Run BLAST with </div>
ポジティブ・コントロール	Human liver tissue.
特記事項	<p>The Life Science industry has been in the grips of a reproducibility crisis for a number of years. Abcam is leading the way in addressing this with our range of recombinant monoclonal antibodies and knockout edited cell lines for gold-standard validation. Please check that this product meets your needs before purchasing.</p> <p>If you have any questions, special requirements or concerns, please send us an inquiry and/or contact our Support team ahead of purchase. Recommended alternatives for this product can be found below, along with publications, customer reviews and Q&As</p>

製品の特性

製品の状態	Liquid
保存方法	Shipped at 4°C. Store at +4°C short term (1-2 weeks). Upon delivery aliquot. Store at -20°C long term.
バッファー	pH: 7.30 Preservative: 0.02% Sodium azide Constituents: 0.5% BSA, 99% Tris buffered saline
精製度	Protein G purified
ポリ/モノ	ポリクローナル

アプリケーション

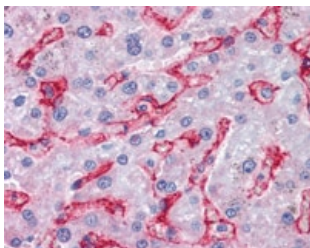
The Abpromise guarantee Abpromise保証は、 次のテスト済みアプリケーションにおけるab115574の使用に適用されます
アプリケーションノートには、推奨の開始希釈率がありますが、適切な希釈率につきましてはご検討ください。

アプリケーション	Abreviews	特記事項
IHC-P		Use a concentration of 3.75 µg/ml. Perform heat mediated antigen retrieval with citrate buffer pH 6 before commencing with IHC staining protocol.

ターゲット情報

機能	Cell adhesion protein that participates in lymphocyte recirculation by mediating the binding of lymphocytes to peripheral lymph node vascular endothelial cells in an L-selectin-independent fashion. Has a monoamine oxidase activity. May play a role in adipogenesis.
組織特異性	Strongly expressed on the high endothelial venules of peripheral lymph nodes and on hepatic endothelia. Also highly expressed in appendix, lung and small intestine. Expressed also in adipose tissue, in bone marrow, colon, heart, kidney, ovary, pancreas, placenta, prostate, skeletal muscle, spleen and testis.
配列類似性	Belongs to the copper/topaquinone oxidase family.
翻訳後修飾	Topaquinone (TPQ) is generated by copper-dependent autoxidation of a specific tyrosyl residue. N- and O-glycosylated.
細胞内局在	Membrane.

画像



ab115574, at 3.75µg/ml, staining VAP1 in Formalin-fixed, Paraffin-embedded Human Liver tissue by Immunohistochemistry followed by biotinylated secondary antibody, alkaline phosphatase-streptavidin and chromogen.

Immunohistochemistry (Formalin/PFA-fixed paraffin-embedded sections) - Anti-VAP1 antibody (ab115574)

Please note: All products are "FOR RESEARCH USE ONLY. NOT FOR USE IN DIAGNOSTIC PROCEDURES"

Our Abpromise to you: Quality guaranteed and expert technical support

-
- Replacement or refund for products not performing as stated on the datasheet
 - Valid for 12 months from date of delivery
 - Response to your inquiry within 24 hours

 - We provide support in Chinese, English, French, German, Japanese and Spanish
 - Extensive multi-media technical resources to help you
 - We investigate all quality concerns to ensure our products perform to the highest standards

If the product does not perform as described on this datasheet, we will offer a refund or replacement. For full details of the Abpromise, please visit <https://www.abcam.co.jp/abpromise> or contact our technical team.

Terms and conditions

- Guarantee only valid for products bought direct from Abcam or one of our authorized distributors