

Anti-USP48 antibody ab72226

★★★★☆ [6 Abreviews](#) [7 References](#) [画像数 3](#)

製品の概要

製品名	Anti-USP48 antibody
製品の詳細	Rabbit polyclonal to USP48
由来種	Rabbit
アプリケーション	適用あり: ICC/IF, WB, IP
種交差性	交差種: Mouse, Human 交差が予測される動物種: Rat, Rabbit, Horse, Chicken, Guinea pig, Cow, Dog, Turkey, Pig, Chimpanzee, Zebrafish, Rhesus monkey, Gorilla, Orangutan, Xenopus tropicalis 
免疫原	Synthetic peptide corresponding to a region between residues 985 and 1035 of human USP48 (NP_115612.4).
特記事項	<p>The Life Science industry has been in the grips of a reproducibility crisis for a number of years. Abcam is leading the way in addressing this with our range of recombinant monoclonal antibodies and knockout edited cell lines for gold-standard validation. Please check that this product meets your needs before purchasing.</p> <p>If you have any questions, special requirements or concerns, please send us an inquiry and/or contact our Support team ahead of purchase. Recommended alternatives for this product can be found below, along with publications, customer reviews and Q&As</p>

製品の特性

製品の状態	Liquid
保存方法	Shipped at 4°C. Upon delivery aliquot and store at -20°C. Avoid freeze / thaw cycles.
バッファー	pH: 6.8 Preservative: 0.09% Sodium azide Constituents: 0.1% BSA, Tris buffered saline
精製度	Immunogen affinity purified
特記事項(精製)	ab72226 was affinity purified using an epitope specific to USP48 immobilized on solid support.
ポリ/モノ	ポリクローナル
アイソタイプ	IgG

アプリケーション

The Abpromise guarantee

Abpromise保証は、次のテスト済みアプリケーションにおけるab72226の使用に適用されます

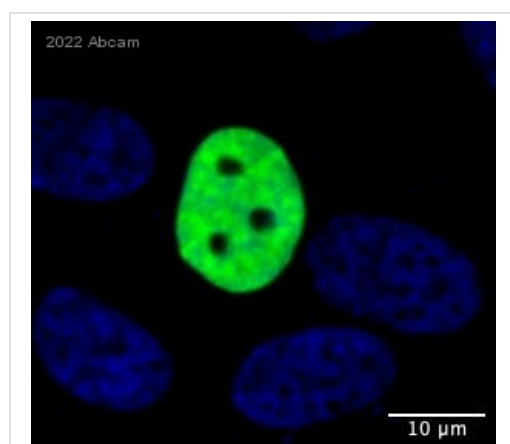
アプリケーションノートには、推奨の開始希釈率がありますが、適切な希釈率につきましてはご検討ください。

アプリケーション	Abreviews	特記事項
ICC/IF	★★★★★ (1)	Use at an assay dependent concentration.
WB	★★★★★ (4)	1/2000 - 1/10000. Detects a band of approximately 145 kDa (predicted molecular weight: 119 kDa).
IP	★★★★★ (1)	Use at 2-5 µg/mg of lysate.

ターゲット情報

機能	Recognizes and hydrolyzes the peptide bond at the C-terminal Gly of ubiquitin. Involved in the processing of poly-ubiquitin precursors as well as that of ubiquitinated proteins. May be involved in the regulation of NF-kappa-B activation by TNF receptor superfamily via its interactions with RELA and TRAF2. May also play a regulatory role at post-synaptic sites.
組織特異性	Widely expressed.
配列類似性	Belongs to the peptidase C19 family. Contains 3 DUSP domains. Contains 1 ubiquitin-like domain.
細胞内局在	Cytoplasm. Nucleus.

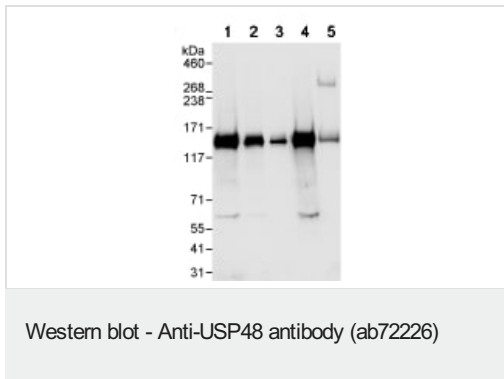
画像



Immunocytochemistry analysis of paraformaldehyde-fixed human ARPE-19 cells permeabilized with 0.5% Triton X-100 for 20 minutes at RT, staining with ab72226 at 1/50 dilution. Secondary antibody was Alexa Fluor™ 488 goat anti-rabbit IgG at 1/300 dilution. Cells were incubated with the primary antibody for 12 hours at 4deg:C. Blocking was done with 3% BSA for 1 hour at 25°C.

Immunocytochemistry - Anti-USP48 antibody
(ab72226)

This image is courtesy of an anonymous Abreview



All lanes : Anti-USP48 antibody (ab72226) at 0.04 µg/ml

Lane 1 : HeLa whole cell lysate at 50 µg

Lane 2 : HeLa whole cell lysate at 15 µg

Lane 3 : HeLa whole cell lysate at 5 µg


Lane 4 : 293T whole cell lysate at 50 µg

Lane 5 : NIH3T3 whole cell lysate at 50 µg

Predicted band size: 119 kDa

Observed band size: 145 kDa

Exposure time: 3 seconds



Detection of USP48 by Western Blot of Immunoprecipitate.

ab72226 at 1µg/ml staining USP48 in HeLa whole cell lysate

immunoprecipitated using ab72226 at 3µg/mg lysate (1 mg/IP; 20% of IP loaded/lane).

Detection: Chemiluminescence with exposure time of 1 second.

Please note: All products are "FOR RESEARCH USE ONLY. NOT FOR USE IN DIAGNOSTIC PROCEDURES"

Our Abpromise to you: Quality guaranteed and expert technical support

- Replacement or refund for products not performing as stated on the datasheet
- Valid for 12 months from date of delivery
- Response to your inquiry within 24 hours
- We provide support in Chinese, English, French, German, Japanese and Spanish
- Extensive multi-media technical resources to help you
- We investigate all quality concerns to ensure our products perform to the highest standards

If the product does not perform as described on this datasheet, we will offer a refund or replacement. For full details of the Abpromise, please visit <https://www.abcam.co.jp/abpromise> or contact our technical team.

Terms and conditions

- Guarantee only valid for products bought direct from Abcam or one of our authorized distributors