


Anti-USP20 antibody ab72225

画像数 2

製品の概要

製品名	Anti-USP20 antibody
製品の詳細	Rabbit polyclonal to USP20
由来種	Rabbit
アプリケーション	適用あり: WB, IP
種交差性	交差種: Human 交差が予測される動物種: Rabbit, Horse, Chicken, Dog, Pig, Chimpanzee, Rhesus monkey, Gorilla, Chinese hamster, Orangutan, Elephant 
免疫原	Synthetic peptide corresponding to Human USP20. Database link: Q9Y2K6
特記事項	<p>The Life Science industry has been in the grips of a reproducibility crisis for a number of years. Abcam is leading the way in addressing this with our range of recombinant monoclonal antibodies and knockout edited cell lines for gold-standard validation. Please check that this product meets your needs before purchasing.</p> <p>If you have any questions, special requirements or concerns, please send us an inquiry and/or contact our Support team ahead of purchase. Recommended alternatives for this product can be found below, along with publications, customer reviews and Q&As</p>

製品の特性

製品の状態	Liquid
保存方法	Shipped at 4°C. Upon delivery aliquot and store at -20°C. Avoid freeze / thaw cycles.
バッファー	pH: 7 Preservative: 0.09% Sodium azide Constituents: 0.1% BSA, Tris buffered saline
精製度	Immunogen affinity purified
ポリ/モノ	ポリクローナル
アイソタイプ	IgG

アプリケーション

The Abpromise guarantee

Abpromise保証は、次のテスト済みアプリケーションにおけるab72225の使用に適用されます

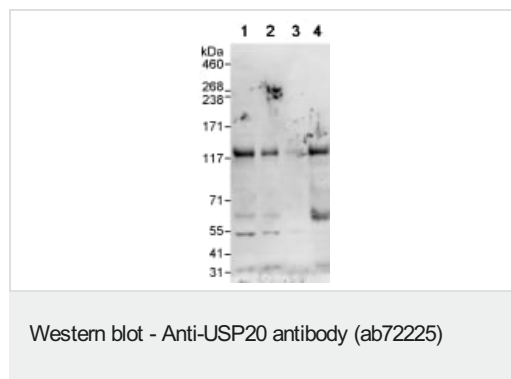
アプリケーションノートには、推奨の開始希釈率がありますが、適切な希釈率につきましてはご検討ください。

アプリケーション	Abreviews	特記事項
WB		1/2000 - 1/10000. Detects a band of approximately 120 kDa (predicted molecular weight: 102 kDa).
IP		Use at 2-5 µg/mg of lysate.

ターゲット情報

機能	Deubiquitinating enzyme involved in beta-2 adrenergic receptor (ADRB2) recycling. Acts as a regulator of G-protein coupled receptor (GPCR) signaling by mediating the deubiquitination beta-2 adrenergic receptor (ADRB2). Plays a central role in ADRB2 recycling and resensitization after prolonged agonist stimulation by constitutively binding ADRB2, mediating deubiquitination of ADRB2 and inhibiting lysosomal trafficking of ADRB2. Upon dissociation, it is probably transferred to the translocated beta-arrestins, possibly leading to beta-arrestins deubiquitination and disengagement from ADRB2. This suggests the existence of a dynamic exchange between the ADRB2 and beta-arrestins. Deubiquitinates DIO2, thereby regulating thyroid hormone regulation. Deubiquitinates HIF1A, leading to stabilize HIF1A and enhance HIF1A-mediated activity. Mediates deubiquitination of both 'Lys-48'- and 'Lys-63'-linked polyubiquitin chains.
配列類似性	Belongs to the peptidase C19 family. USP20/USP33 subfamily. Contains 2 DUSP domains. Contains 1 UBP-type zinc finger.
ドメイン	The UBP-type zinc finger binds 3 zinc ions. However, it does not bind ubiquitin, probably because the conserved Arg in position 55 is replaced by a Glu residue.
翻訳後修飾	Ubiquitinated via a VHL-dependent pathway for proteasomal degradation.
細胞内局在	Cytoplasm > perinuclear region. According to PubMed:12865408, it localizes in the endoplasmic reticulum; however the relevance of such result is unclear.

画像



All lanes : Anti-USP20 antibody (ab72225) at 0.04 µg/ml

Lane 1 : HeLa whole cell lysate at 50 µg

Lane 2 : HeLa whole cell lysate at 15 µg

Lane 3 : HeLa whole cell lysate at 5 µg

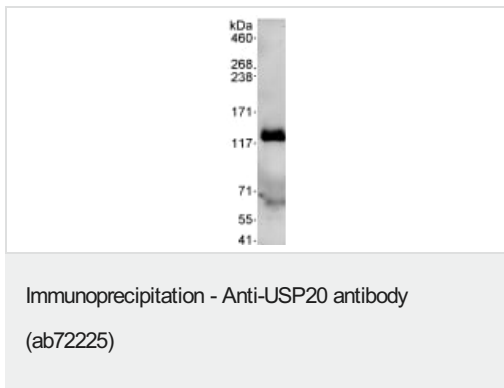
Lane 4 : 293T whole cell lysate at 50 µg

Developed using the ECL technique.

Predicted band size: 102 kDa

Observed band size: 120 kDa

Exposure time: 3 minutes



Detection of USP20 by Western Blot of Immunoprecipitate.
ab72225 at 1 µg/ml staining USP20 in HeLa whole cell lysate
immunoprecipitated using ab72225 at 3 µg/mg lysate (1 mg/IP; 20%
of IP loaded/lane).

Detection: Chemiluminescence with exposure time of 30 seconds.

Please note: All products are "FOR RESEARCH USE ONLY. NOT FOR USE IN DIAGNOSTIC PROCEDURES"

Our Abpromise to you: Quality guaranteed and expert technical support

- Replacement or refund for products not performing as stated on the datasheet
- Valid for 12 months from date of delivery
- Response to your inquiry within 24 hours
- We provide support in Chinese, English, French, German, Japanese and Spanish
- Extensive multi-media technical resources to help you
- We investigate all quality concerns to ensure our products perform to the highest standards

If the product does not perform as described on this datasheet, we will offer a refund or replacement. For full details of the Abpromise, please visit <https://www.abcam.co.jp/abpromise> or contact our technical team.

Terms and conditions

- Guarantee only valid for products bought direct from Abcam or one of our authorized distributors