




Anti-USP15 antibody ab4850

★★★★★ [1 Abreviews](#) [1 References](#) [画像数 1](#)

製品の概要

製品名	Anti-USP15 antibody
製品の詳細	Goat polyclonal to USP15
由来種	Goat
アプリケーション	適用あり: IHC-P
種交差性	交差種: Human 交差が予測される動物種: Rat, Cow, Dog, Pig 
免疫原	Synthetic peptide corresponding to Human USP15 aa 970-981 (C terminal). Sequence: NDIENENCMHTN Database link: Q9Y4E8 <div>  Run BLAST with  Run BLAST with </div>
特記事項	<p>Gene Ontology terms - ubiquitin-specific protease activity; cysteine-type endopeptidase activity; deubiquitination.</p> <p>The Life Science industry has been in the grips of a reproducibility crisis for a number of years. Abcam is leading the way in addressing this with our range of recombinant monoclonal antibodies and knockout edited cell lines for gold-standard validation. Please check that this product meets your needs before purchasing.</p> <p>If you have any questions, special requirements or concerns, please send us an inquiry and/or contact our Support team ahead of purchase. Recommended alternatives for this product can be found below, along with publications, customer reviews and Q&As</p>

製品の特性

製品の状態	Liquid
保存方法	Shipped at 4°C. Store at +4°C short term (1-2 weeks). Upon delivery aliquot. Store at -20°C long term. Avoid freeze / thaw cycle.
バッファー	pH: 7.30 Preservative: 0.02% Sodium azide Constituents: Tris buffered saline, 0.5% BSA
精製度	Immunogen affinity purified

特記事項(精製)	Purified from goat serum by ammonium sulphate precipitation followed by antigen affinity chromatography using the immunizing peptide.
ポリモノ	ポリクローナル
アイソタイプ	IgG

アプリケーション

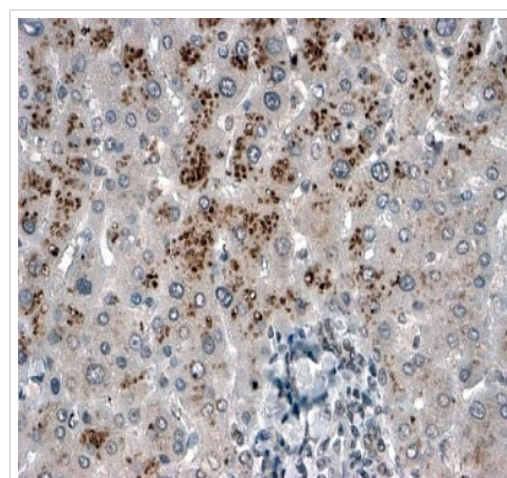
The Abpromise guarantee **Abpromise保証は、次のテスト済みアプリケーションにおけるab4850の使用に適用されます**
 アプリケーションノートには、推奨の開始希釈率がありますが、適切な希釈率につきましてはご検討ください。

アプリケーション	Abreviews	特記事項
IHC-P		Use a concentration of 2.5 - 3.8 µg/ml. Perform heat mediated antigen retrieval with citrate buffer (pH6).

ターゲット情報

機能	Protease that degrades 'Lys-48'-linked polyubiquitin chains. Protects target proteins against proteasomal degradation. Protects APC and human papillomavirus type 16 protein E6 against degradation via the ubiquitin proteasome pathway.
組織特異性	Expressed in skeletal muscle, kidney, heart, placenta, liver, thymus, lung, and ovary, with little or no expression in other tissues.
配列類似性	Belongs to the peptidase C19 family. Contains 1 DUSP domain.
翻訳後修飾	Phosphorylated. Phosphorylation protects against ubiquitination and subsequent degradation by the proteasome. Ubiquitinated, leading to degradation by the proteasome.

画像



Immunohistochemical analysis of paraffin embedded Human Liver labeling USP15 with ab4850 at 2.5-3.8µg/ml. The image shows patterned intracellular staining in hepatocytes.

Steamed antigen retrieval with citrate buffer pH 6, HRP-staining.

Immunohistochemistry (Formalin/PFA-fixed paraffin-embedded sections) - Anti-USP15 antibody (ab4850)

Please note: All products are "FOR RESEARCH USE ONLY. NOT FOR USE IN DIAGNOSTIC PROCEDURES"

Our Abpromise to you: Quality guaranteed and expert technical support

- Replacement or refund for products not performing as stated on the datasheet
- Valid for 12 months from date of delivery
- Response to your inquiry within 24 hours
- We provide support in Chinese, English, French, German, Japanese and Spanish
- Extensive multi-media technical resources to help you
- We investigate all quality concerns to ensure our products perform to the highest standards

If the product does not perform as described on this datasheet, we will offer a refund or replacement. For full details of the Abpromise, please visit <https://www.abcam.co.jp/abpromise> or contact our technical team.

Terms and conditions

- Guarantee only valid for products bought direct from Abcam or one of our authorized distributors