

Anti-UPB1 antibody [EPR9132] ab157195

リコンビナント **RabMAb**

2 References **画像数 5**

製品の概要

製品名	Anti-UPB1 antibody [EPR9132]
製品の詳細	Rabbit monoclonal [EPR9132] to UPB1
由来種	Rabbit
アプリケーション	適用あり: WB, IHC-P, IP 適用なし: ICC/IF
種交差性	交差種: Human
免疫原	Synthetic peptide. This information is proprietary to Abcam and/or its suppliers.
ポジティブ・コントロール	Human fetal liver lysate; Human kidney and liver tissues.
特記事項	<p>This product is a recombinant monoclonal antibody, which offers several advantages including:</p> <ul style="list-style-type: none"> - High batch-to-batch consistency and reproducibility - Improved sensitivity and specificity - Long-term security of supply - Animal-free production <p>For more information see here.</p> <p>Our RabMAb[®] technology is a patented hybridoma-based technology for making rabbit monoclonal antibodies. For details on our patents, please refer to RabMAb[®] patents.</p> <p>Mouse, Rat: We have preliminary internal testing data to indicate this antibody may not react with these species. Please contact us for more information.</p>

製品の特性

製品の状態	Liquid
保存方法	Shipped at 4°C. Store at -20°C.
バッファー	<p>pH: 7.2</p> <p>Preservative: 0.01% Sodium azide</p> <p>Constituents: 9% PBS, 40% Glycerol (glycerin, glycerine), 0.05% BSA, 50% Tissue culture supernatant</p>
精製度	Tissue culture supernatant
ポリ/モノ	モノクローナル

クローン名 EPR9132
アイソタイプ IgG

アプリケーション

The Abpromise guarantee Abpromise保証は、 次のテスト済みアプリケーションにおけるab157195の使用に適用されます
アプリケーションノートには、推奨の開始希釈率がありますが、適切な希釈率につきましてはご検討ください。

アプリケーション	Abreviews	特記事項
WB		1/1000 - 1/5000. Predicted molecular weight: 43 kDa.
IHC-P		1/100 - 1/250. Perform heat mediated antigen retrieval before commencing with IHC staining protocol.
IP		1/10 - 1/100.

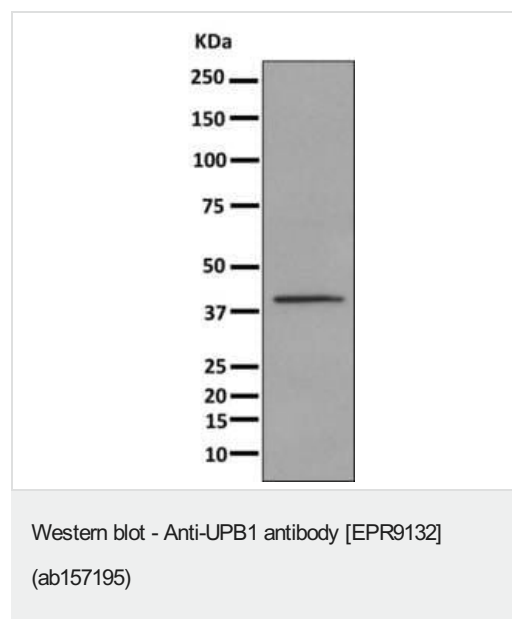
追加情報 Is unsuitable for ICC/IF.

ターゲット情報

関連性 UPB1, also known as beta ureidopropionase, belongs to the CN hydrolase family. It catalyzes the last step in the pyrimidine degradation pathway in which the pyrimidine bases uracil and thymine are degraded via the consecutive action of dihydropyrimidine dehydrogenase (DHPDH), dihydropyrimidinase (DHP) and beta-ureidopropionase (UP) to beta-alanine and beta-aminoisobutyric acid, respectively.

細胞内局在 Cytoplasmic

画像




Anti-UPB1 antibody [EPR9132] (ab157195) at 1/1000 dilution +
Human fetal liver lysate at 10 µg

Secondary

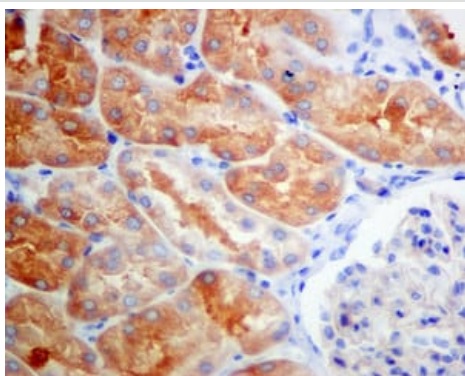
Goat anti-rabbit HRP at 1/2000 dilution

Predicted band size: 43 kDa



Immunoprecipitation - Anti-UPB1 antibody
[EPR9132] (ab157195)

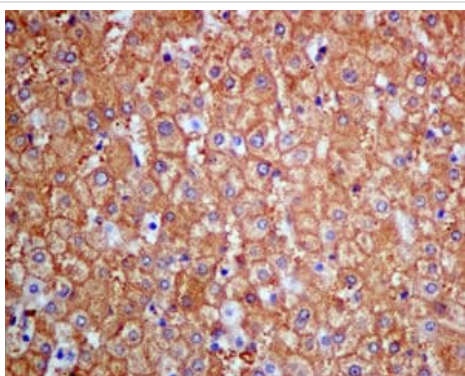
Detection of UPB1 by Western Blot of Immunoprecipitate. Human fetal liver lysate immunoprecipitated using ab157195 at 1/10 dilution.



Immunohistochemistry (Formalin/PFA-fixed paraffin-embedded sections) - Anti-UPB1 antibody
[EPR9132] (ab157195)

Immunohistochemical analysis of paraffin-embedded Human kidney tissue labeling UPB1 with ab157195 at 1/100 dilution.

Perform heat mediated antigen retrieval before commencing with IHC staining protocol.



Immunohistochemistry (Formalin/PFA-fixed paraffin-embedded sections) - Anti-UPB1 antibody
[EPR9132] (ab157195)

Immunohistochemical analysis of paraffin-embedded Human liver tissue labeling UPB1 with ab157195 at 1/100 dilution.

Perform heat mediated antigen retrieval before commencing with IHC staining protocol.

Why choose a recombinant antibody?



Research with confidence
Consistent and reproducible results



Long-term and scalable supply
Recombinant technology



Success from the first experiment
Confirmed specificity



Ethical standards compliant
Animal-free production

Anti-UPB1 antibody [EPR9132] (ab157195)

Please note: All products are "FOR RESEARCH USE ONLY. NOT FOR USE IN DIAGNOSTIC PROCEDURES"

Our Abpromise to you: Quality guaranteed and expert technical support

- Replacement or refund for products not performing as stated on the datasheet
- Valid for 12 months from date of delivery
- Response to your inquiry within 24 hours
- We provide support in Chinese, English, French, German, Japanese and Spanish
- Extensive multi-media technical resources to help you
- We investigate all quality concerns to ensure our products perform to the highest standards

If the product does not perform as described on this datasheet, we will offer a refund or replacement. For full details of the Abpromise, please visit <https://www.abcam.co.jp/abpromise> or contact our technical team.

Terms and conditions

- Guarantee only valid for products bought direct from Abcam or one of our authorized distributors