


Anti-UBR4/p600 antibody ab86738

★★★★★ [2 Abreviews](#) [12 References](#) [画像数 2](#)

製品の概要

製品名	Anti-UBR4/p600 antibody
製品の詳細	Rabbit polyclonal to UBR4/p600
由来種	Rabbit
アプリケーション	適用あり: IHC-P, WB
種交差性	交差種: Human 交差が予測される動物種: Mouse, Rat, Horse, Pig, Chimpanzee, Rhesus monkey, Gorilla, Orangutan, Bat 
免疫原	Synthetic peptide corresponding to Human UBR4/p600 aa 5133-5183. Database link: NP_065816.1
ポジティブ・コントロール	WB: HeLa whole cell lysate (ab150035) IHC-P: human prostate carcinoma tissue
特記事項	<p>Immunoglobulin concentration was determined by extinction coefficient: absorbance at 280 nm of 1.4 equals 1.0 mg of IgG.</p> <p>The Life Science industry has been in the grips of a reproducibility crisis for a number of years. Abcam is leading the way in addressing this with our range of recombinant monoclonal antibodies and knockout edited cell lines for gold-standard validation. Please check that this product meets your needs before purchasing.</p> <p>If you have any questions, special requirements or concerns, please send us an inquiry and/or contact our Support team ahead of purchase. Recommended alternatives for this product can be found below, along with publications, customer reviews and Q&As</p>

製品の特性

製品の状態	Liquid
保存方法	Shipped at 4°C. Upon delivery aliquot and store at -20°C. Avoid freeze / thaw cycles.
バッファー	pH: 6.8 Preservative: 0.09% Sodium azide Constituents: 0.1% BSA, Tris buffered saline
精製度	Immunogen affinity purified
ポリ/モノ	ポリクローナル
アイソタイプ	IgG

アプリケーション

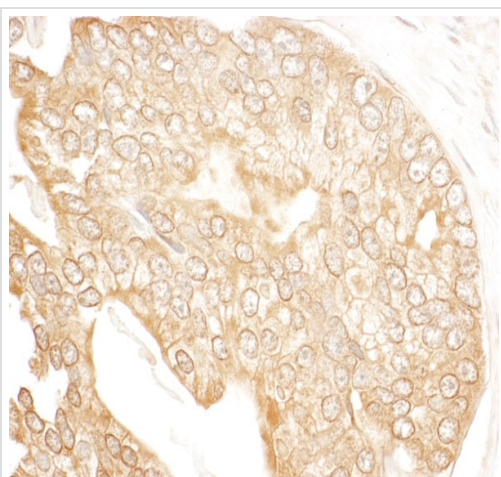
The Abpromise guarantee Abpromise保証は、 次のテスト済みアプリケーションにおけるab86738の使用に適用されます
アプリケーションノートには、推奨の開始希釈率がありますが、適切な希釈率につきましてはご検討ください。

アプリケーション	Abreviews	特記事項
IHC-P		1/100 - 1/500. Perform heat mediated antigen retrieval with citrate buffer pH 6 before commencing with IHC staining protocol.
WB	★★★★★ (2)	1/2000 - 1/10000. Predicted molecular weight: 574 kDa.

ターゲット情報

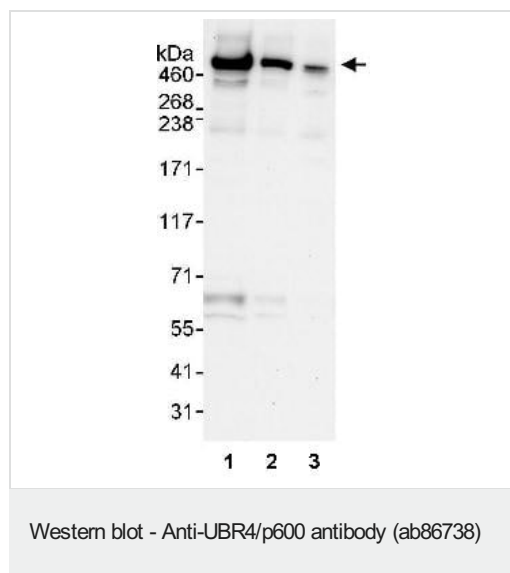
機能	E3 ubiquitin-protein ligase which is a component of the N-end rule pathway. Recognizes and binds to proteins bearing specific N-terminal residues that are destabilizing according to the N-end rule, leading to their ubiquitination and subsequent degradation. Together with clathrin, forms meshwork structures involved in membrane morphogenesis and cytoskeletal organization. Regulates integrin-mediated signaling. May play a role in activation of FAK in response to cell-matrix interactions.
パスウェイ	Protein modification; protein ubiquitination.
配列類似性	Belongs to the UBR4 family. Contains 1 UBR-type zinc finger.
細胞内局在	Membrane. Cytoplasm. Cytoplasm > cytoskeleton. Nucleus. Concentrates at the leading edge of membrane structures involved in actin motility.

画像



Immunohistochemistry (Formalin/PFA-fixed paraffin-embedded sections) analysis of human prostate carcinoma tissue labelling UBR4/p600 with ab86738 at 1/200 (1µg/ml). Detection: DAB.

Immunohistochemistry (Formalin/PFA-fixed paraffin-embedded sections) - Anti-UBR4/p600 antibody (ab86738)



All lanes : Anti-UBR4/p600 antibody (ab86738) at 0.04 µg/ml

Lane 1 : HeLa whole cell lysate at 5 µg

Lane 2 : HeLa whole cell lysate at 15 µg

Lane 3 : HeLa whole cell lysate at 50 µg

Developed using the ECL technique.

Predicted band size: 574 kDa

Exposure time: 30 seconds

Please note: All products are "FOR RESEARCH USE ONLY. NOT FOR USE IN DIAGNOSTIC PROCEDURES"

Our Abpromise to you: Quality guaranteed and expert technical support

- Replacement or refund for products not performing as stated on the datasheet
- Valid for 12 months from date of delivery
- Response to your inquiry within 24 hours
- We provide support in Chinese, English, French, German, Japanese and Spanish
- Extensive multi-media technical resources to help you
- We investigate all quality concerns to ensure our products perform to the highest standards

If the product does not perform as described on this datasheet, we will offer a refund or replacement. For full details of the Abpromise, please visit <https://www.abcam.co.jp/abpromise> or contact our technical team.

Terms and conditions

- Guarantee only valid for products bought direct from Abcam or one of our authorized distributors