


Anti-UBR4/p600 antibody ab114109

1 [References](#) **2** [画像数](#)

製品の概要

製品名	Anti-UBR4/p600 antibody
製品の詳細	Rabbit polyclonal to UBR4/p600
由来種	Rabbit
アプリケーション	適用あり: IP, IHC-P
種交差性	交差種: Human 交差が予測される動物種: Mouse, Rat, Rabbit, Chicken, Dog, Turkey, Chimpanzee, Ferret, Rhesus monkey, Gorilla, Opossum, Orangutan 
免疫原	Synthetic peptide corresponding to Human UBR4/p600 aa 150-200. Database link: NP_065816.1
ポジティブ・コントロール	HeLa whole cell lysate.
特記事項	<p>The Life Science industry has been in the grips of a reproducibility crisis for a number of years. Abcam is leading the way in addressing this with our range of recombinant monoclonal antibodies and knockout edited cell lines for gold-standard validation. Please check that this product meets your needs before purchasing.</p> <p>If you have any questions, special requirements or concerns, please send us an inquiry and/or contact our Support team ahead of purchase. Recommended alternatives for this product can be found below, along with publications, customer reviews and Q&As</p>

製品の特性

製品の状態	Liquid
保存方法	Shipped at 4°C. Upon delivery aliquot and store at -20°C. Avoid freeze / thaw cycles.
バッファー	pH: 7 Preservative: 0.09% Sodium azide Constituent: 99% Tris citrate/phosphate
精製度	pH 7 to 8 Immunogen affinity purified
特記事項 (精製)	ab114109 was affinity purified using an epitope specific to UBR4/p600 immobilized on solid support.
ポリ/モノ	ポリクローナル

アイソタイプ

IgG

アプリケーション

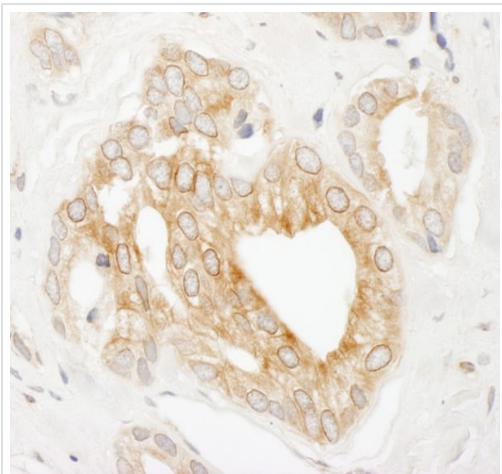
The Abpromise guarantee **Abpromise保証は、次のテスト済みアプリケーションにおけるab114109の使用に適用されます**
アプリケーションノートには、推奨の開始希釈率がありますが、適切な希釈率につきましてはご検討ください。

アプリケーション	Abreviews	特記事項
IP		Use at 10 µg/mg of lysate.
IHC-P		1/500 - 1/2000. Perform heat mediated antigen retrieval with citrate buffer pH 6 before commencing with IHC staining protocol.

ターゲット情報

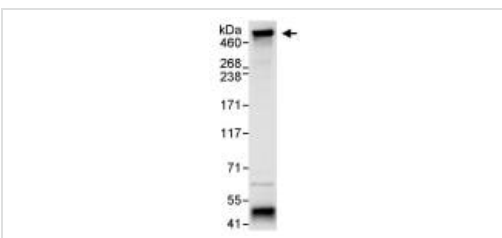
機能	E3 ubiquitin-protein ligase which is a component of the N-end rule pathway. Recognizes and binds to proteins bearing specific N-terminal residues that are destabilizing according to the N-end rule, leading to their ubiquitination and subsequent degradation. Together with clathrin, forms meshwork structures involved in membrane morphogenesis and cytoskeletal organization. Regulates integrin-mediated signaling. May play a role in activation of FAK in response to cell-matrix interactions.
パスウェイ	Protein modification; protein ubiquitination.
配列類似性	Belongs to the UBR4 family. Contains 1 UBR-type zinc finger.
細胞内局在	Membrane. Cytoplasm. Cytoplasm > cytoskeleton. Nucleus. Concentrates at the leading edge of membrane structures involved in actin motility.

画像



Immunohistochemistry (Formalin/PFA-fixed paraffin-embedded sections) - Anti-UBR4/p600 antibody (ab114109)

Immunohistochemistry (Formalin/PFA-fixed paraffin-embedded sections) analysis of human prostate carcinoma tissue labelling UBR4/p600 with ab114109 at 1/1000 (1 µg/ml). Detection: DAB.



Immunoprecipitation - Anti-UBR4/p600 antibody (ab114109)

Detection of Human UBR4/p600 by Western blot of Immunoprecipitate.

UBR4/p600 was immunoprecipitated from HeLa whole cell lysate, using ab114109 at 10 µg/mg lysate (1 mg for IP, 20% of IP loaded). An affinity purified rabbit anti-UBR4/p600 antibody was used for the subsequent WB at 1 µg/ml.

Detection: Chemiluminescence with an exposure time of 10 seconds.

Please note: All products are "FOR RESEARCH USE ONLY. NOT FOR USE IN DIAGNOSTIC PROCEDURES"

Our Abpromise to you: Quality guaranteed and expert technical support

- Replacement or refund for products not performing as stated on the datasheet
- Valid for 12 months from date of delivery
- Response to your inquiry within 24 hours
- We provide support in Chinese, English, French, German, Japanese and Spanish
- Extensive multi-media technical resources to help you
- We investigate all quality concerns to ensure our products perform to the highest standards

If the product does not perform as described on this datasheet, we will offer a refund or replacement. For full details of the Abpromise, please visit <https://www.abcam.co.jp/abpromise> or contact our technical team.

Terms and conditions

- Guarantee only valid for products bought direct from Abcam or one of our authorized distributors