

Anti-TYRO3 antibody [OTI5B7] ab117877

画像数 3

製品の概要

製品名	Anti-TYRO3 antibody [OTI5B7]
製品の詳細	Mouse monoclonal [OTI5B7] to TYRO3
由来種	Mouse
アプリケーション	適用あり: Flow Cyt (Intra), IP, ICC/IF
種交差性	交差種: Human
免疫原	Recombinant full length protein corresponding to Human TYRO3. Protein expressed in HEK-293T cells. Database link: Q06418
ポジティブ・コントロール	ICC/IF: pCMV6-ENTRY TYRO3 cDNA transfected COS-7 cells. Flow Cyt (Intra): HEK-293T cells transfected with overexpress plasmid. IP: DDK tagged TYRO3 overexpression lysates.
特記事項	<p>The clone number has been updated from 5B7 to OTI5B7, both clone numbers name the same clone.</p> <p>The Life Science industry has been in the grips of a reproducibility crisis for a number of years. Abcam is leading the way in addressing this with our range of recombinant monoclonal antibodies and knockout edited cell lines for gold-standard validation. Please check that this product meets your needs before purchasing.</p> <p>If you have any questions, special requirements or concerns, please send us an inquiry and/or contact our Support team ahead of purchase. Recommended alternatives for this product can be found below, along with publications, customer reviews and Q&As</p>

製品の特性

製品の状態	Liquid
保存方法	Shipped at 4°C. Store at +4°C short term (1-2 weeks). Upon delivery aliquot. Store at -20°C. Avoid freeze / thaw cycle.
バッファー	pH: 7.30 Preservative: 0.02% Sodium azide Constituents: 50% Glycerol, 1% BSA, PBS
精製度	Affinity purified
特記事項 (精製)	Purified from cell culture supernatant by affinity chromatography
ポリ/モノ	モノクローナル

クローン名 OT15B7

アイソタイプ IgG2a

アプリケーション

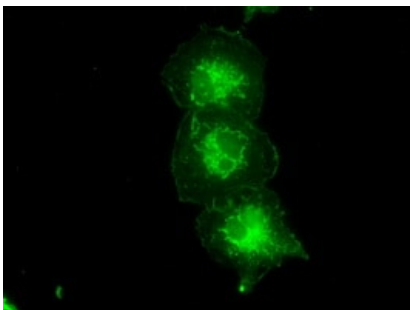
The Abpromise guarantee Abpromise保証は、次のテスト済みアプリケーションにおけるab117877の使用に適用されず
アプリケーションノートには、推奨の開始希釈率がありますが、適切な希釈率につきましてはご検討ください。

アプリケーション	Abreviews	特記事項
Flow Cyt (Intra)		1/100. ab170191 - Mouse monoclonal IgG2a, is suitable for use as an isotype control with this antibody.
IP		Use a concentration of 4 µg/ml.
ICC/IF		1/100.

ターゲット情報

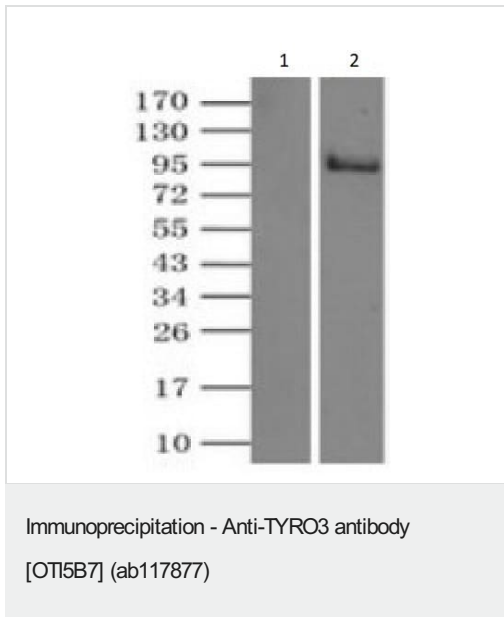
機能	May be involved in cell adhesion processes, particularly in the central nervous system. In case of filovirus infection, seems to function as a cell entry factor.
組織特異性	Abundant in the brain and lower levels in other tissues.
配列類似性	Belongs to the protein kinase superfamily. Tyr protein kinase family. AXL/UFO subfamily. Contains 2 fibronectin type-III domains. Contains 2 Ig-like C2-type (immunoglobulin-like) domains. Contains 1 protein kinase domain.
細胞内局在	Cell membrane.

画像



pCMV6-ENTRY TYRO3 cDNA transfected COS-7 (African green monkey kidney fibroblast-like cell line) cells stained for TYRO3 using ab117877 at a 1/100 dilution in ICC/IF.

Immunocytochemistry/ Immunofluorescence - Anti-TYRO3 antibody [OT15B7] (ab117877)

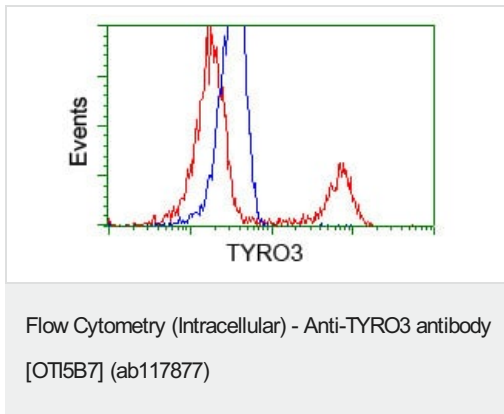


For each experiment, 500 µl of DDK tagged TYRO3 overexpression lysates (at 1:5 dilution with HEK-293T lysate), 2 µg of ab117877 and 20 µl (0.1 mg) of goat anti-mouse conjugated magnetic beads were mixed and incubated overnight. After extensive wash to remove any non-specific binding, the immunoprecipitated products were analyzed with rabbit anti-DDK polyclonal antibody.

Lane 1 : Negative control: IP without adding ab117877

Lane 2 : Anti-TYRO3 antibody [OT15B7] (ab117877) at 2 µg

All lanes :



HEK-293T (Human epithelial cell line from embryonic kidney transformed with large T antigen) cells transfected with either pCMV6-ENTRY TYRO3 (Red) or empty vector control plasmid (Blue) were immunostained with ab117877 at 1/100 dilution and then analyzed by Flow Cytometry (Intracellular).

Please note: All products are "FOR RESEARCH USE ONLY. NOT FOR USE IN DIAGNOSTIC PROCEDURES"

Our Abpromise to you: Quality guaranteed and expert technical support

- Replacement or refund for products not performing as stated on the datasheet
- Valid for 12 months from date of delivery
- Response to your inquiry within 24 hours
- We provide support in Chinese, English, French, German, Japanese and Spanish
- Extensive multi-media technical resources to help you
- We investigate all quality concerns to ensure our products perform to the highest standards

If the product does not perform as described on this datasheet, we will offer a refund or replacement. For full details of the Abpromise, please visit <https://www.abcam.co.jp/abpromise> or contact our technical team.

Terms and conditions

- Guarantee only valid for products bought direct from Abcam or one of our authorized distributors