


Anti-Tryptophanyl tRNA synthetase/WRS antibody [EPR3423] ab109213

リコンビナント **RabMAb**

画像数 3

製品の概要

製品名	Anti-Tryptophanyl tRNA synthetase/WRS antibody [EPR3423]
製品の詳細	Rabbit monoclonal [EPR3423] to Tryptophanyl tRNA synthetase/WRS
由来種	Rabbit
アプリケーション	適用あり: WB, IHC-P 適用なし: ICC/IF or IP
種交差性	交差種: Rat, Human 交差が予測される動物種: Mouse 
免疫原	Synthetic peptide. This information is proprietary to Abcam and/or its suppliers.
ポジティブ・コントロール	HeLa, JAR, 293T and L6 cell lysates; Human breast tissue
特記事項	This product is a recombinant monoclonal antibody, which offers several advantages including: <ul style="list-style-type: none"> - High batch-to-batch consistency and reproducibility - Improved sensitivity and specificity - Long-term security of supply - Animal-free production For more information see here . Our RabMAb [®] technology is a patented hybridoma-based technology for making rabbit monoclonal antibodies. For details on our patents, please refer to RabMAb[®] patents .

製品の特性

製品の状態	Liquid
保存方法	Shipped at 4°C. Store at -20°C. Stable for 12 months at -20°C.
バッファー	pH: 7.20 Preservative: 0.05% Sodium azide Constituents: 0.1% BSA, 40% Glycerol (glycerin, glycerine), 9.85% Tris glycine, 50% Tissue culture supernatant
精製度	Protein A purified
ポリ/モノ	モノクローナル

クローン名	EPR3423
アイソタイプ	IgG

アプリケーション

The Abpromise guarantee **Abpromise保証は、** 次のテスト済みアプリケーションにおけるab109213の使用に適用されます
アプリケーションノートには、推奨の開始希釈率がありますが、適切な希釈率につきましてはご検討ください。

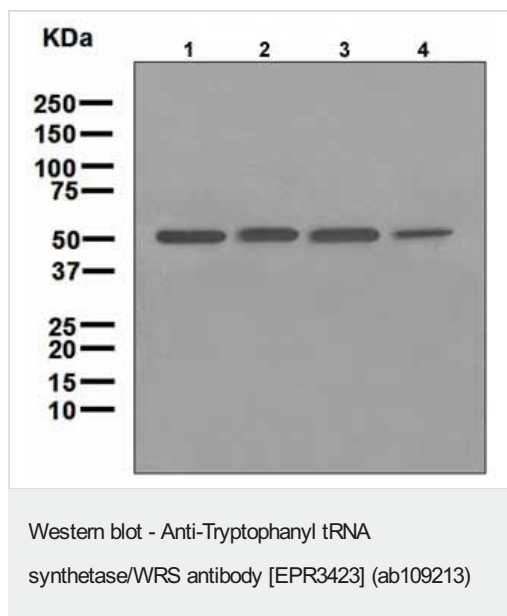
アプリケーション	Abreviews	特記事項
WB		1/1000 - 1/10000. Predicted molecular weight: 53 kDa.
IHC-P		1/500 - 1/1000. Perform heat mediated antigen retrieval with citrate buffer pH 6 before commencing with IHC staining protocol. Antigen retrieval is recommended.

追加情報 Is unsuitable for ICC/IF or IP.

ターゲット情報

機能	Isoform 1, isoform 2 and T1-TrpRS have aminoacylation activity while T2-TrpRS lacks it. Isoform 2, T1-TrpRS and T2-TrpRS possess angiostatic activity whereas isoform 1 lacks it. T2-TrpRS inhibits fluid shear stress-activated responses of endothelial cells. Regulates ERK, Akt, and eNOS activation pathways that are associated with angiogenesis, cytoskeletal reorganization and shear stress-responsive gene expression.
配列類似性	Belongs to the class-I aminoacyl-tRNA synthetase family. Contains 1 WHEP-TRS domain.
翻訳後修飾	Proteolytic cleavage generates 2 forms; T1-TrpRS and T2-TrpRS.
細胞内局在	Cytoplasm.

画像



All lanes : Anti-Tryptophanyl tRNA synthetase/WRS antibody [EPR3423] (ab109213) at 1/1000 dilution

Lane 1 : HeLa cell lysate

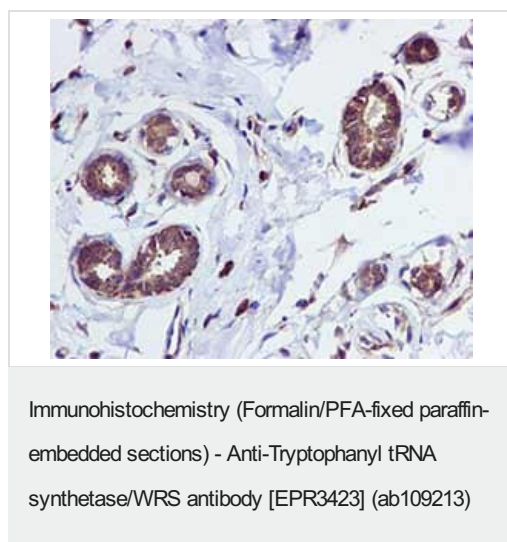
Lane 2 : JAR cell lysate

Lane 3 : 293T cell lysate

Lane 4 : L6 cell lysate

Lysates/proteins at 10 µg per lane.

Predicted band size: 53 kDa



ab109213, at 1/500 dilution, staining Tryptophanyl tRNA synthetase/WRS in paraffin-embedded Human breast tissue by Immunohistochemistry.

Perform heat mediated antigen retrieval with citrate buffer pH 6 before commencing with IHC staining protocol.

Why choose a recombinant antibody?

Research with confidence
Consistent and reproducible results

Long-term and scalable supply
Recombinant technology

Success from the first experiment
Confirmed specificity

Ethical standards compliant
Animal-free production

Anti-Tryptophanyl tRNA synthetase/WRS antibody [EPR3423] (ab109213)

Please note: All products are "FOR RESEARCH USE ONLY. NOT FOR USE IN DIAGNOSTIC PROCEDURES"

Our Abpromise to you: Quality guaranteed and expert technical support

- Replacement or refund for products not performing as stated on the datasheet
- Valid for 12 months from date of delivery
- Response to your inquiry within 24 hours

- We provide support in Chinese, English, French, German, Japanese and Spanish
- Extensive multi-media technical resources to help you
- We investigate all quality concerns to ensure our products perform to the highest standards

If the product does not perform as described on this datasheet, we will offer a refund or replacement. For full details of the Abpromise, please visit <https://www.abcam.co.jp/abpromise> or contact our technical team.

Terms and conditions

- Guarantee only valid for products bought direct from Abcam or one of our authorized distributors