



### Anti-TRP14 antibody ab121725

**3 References**   [画像数 2](#)

#### 製品の概要

製品名	Anti-TRP14 antibody
製品の詳細	Rabbit polyclonal to TRP14
由来種	Rabbit
アプリケーション	<b>適用あり:</b> IHC-P, WB
種交差性	<b>交差種:</b> Human
免疫原	Recombinant fragment corresponding to Human TRP14 aa 1-62. Sequence: MARYEEVSVSGFEEFHRAVEQHNGKTIFAYFTGSKDAGGKSW CPDCVQAE PVVREGLKHISE <div>  <a href="#">Run BLAST with</a>  <a href="#">Run BLAST with</a> </div>
ポジティブ・コントロール	IHC-P: Human cerebellum tissue; WB: RT4 cell lysate.
特記事項	<p>The Life Science industry has been in the grips of a reproducibility crisis for a number of years. Abcam is leading the way in addressing this with our range of recombinant monoclonal antibodies and knockout edited cell lines for gold-standard validation. Please check that this product meets your needs before purchasing.</p> <p>If you have any questions, special requirements or concerns, please send us an inquiry and/or contact our Support team ahead of purchase. Recommended alternatives for this product can be found below, along with publications, customer reviews and Q&amp;As</p>

#### 製品の特性

製品の状態	Liquid
保存方法	Shipped at 4°C. Upon delivery aliquot and store at -20°C. Avoid freeze / thaw cycles.
バッファー	pH: 7.20 Preservative: 0.02% Sodium azide Constituents: 40% Glycerol (glycerin, glycerine), 59% PBS
精製度	Immunogen affinity purified
ポリ/モノ	ポリクローナル
アイソタイプ	IgG

## アプリケーション

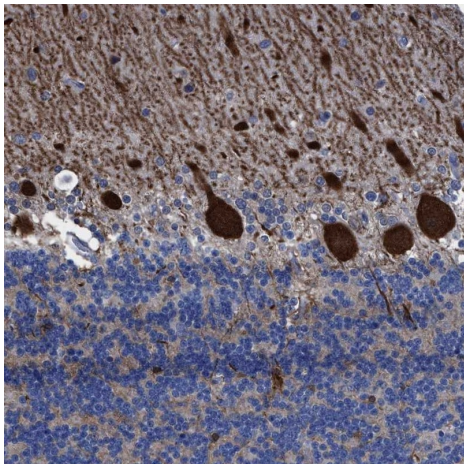
**The Abpromise guarantee**      **Abpromise保証は、** 次のテスト済みアプリケーションにおけるab121725の使用に適用されます  
アプリケーションノートには、推奨の開始希釈率がありますが、適切な希釈率につきましてはご検討ください。

アプリケーション	Abreviews	特記事項
IHC-P		1/200 - 1/500. Perform heat mediated antigen retrieval with citrate buffer pH 6 before commencing with IHC staining protocol.
WB		Use a concentration of 0.04 - 0.4 µg/ml.

## ターゲット情報

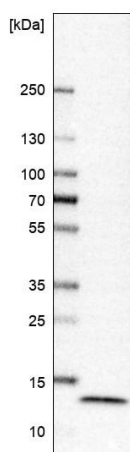
機能	Disulfide reductase. May participate in various redox reactions through the reversible oxidation of its active center dithiol to a disulfide and catalyze dithiol-disulfide exchange reactions. Modulates TNF-alpha signaling and NF-kappa-B activation. Has peroxidase activity and may contribute to the elimination of cellular hydrogen peroxide.
組織特異性	Ubiquitously expressed in cell lines.
配列類似性	Belongs to the thioredoxin family. Contains 1 thioredoxin domain.
翻訳後修飾	The oxidized protein is reduced by TRXR1.
細胞内局在	Cytoplasm.

## 画像



Immunohistochemistry (Formalin/PFA-fixed paraffin-embedded sections) analysis of human cerebellum tissue labelling TRP14 with ab121725 at 1/200 dilution. Heat mediated antigen retrieval performed with citrate buffer pH 6 before commencing with IHC staining protocol.

Immunohistochemistry (Formalin/PFA-fixed paraffin-embedded sections) - Anti-TRP14 antibody (ab121725)



Anti-TRP14 antibody (ab121725) at 0.4 µg/ml + RT4 (human urinary bladder cancer cell line) whole cell lysate

Western blot - Anti-TRP14 antibody (ab121725)

**Please note:** All products are "FOR RESEARCH USE ONLY. NOT FOR USE IN DIAGNOSTIC PROCEDURES"

### Our Abpromise to you: Quality guaranteed and expert technical support

---

- Replacement or refund for products not performing as stated on the datasheet
- Valid for 12 months from date of delivery
- Response to your inquiry within 24 hours
- We provide support in Chinese, English, French, German, Japanese and Spanish
- Extensive multi-media technical resources to help you
- We investigate all quality concerns to ensure our products perform to the highest standards

If the product does not perform as described on this datasheet, we will offer a refund or replacement. For full details of the Abpromise, please visit <https://www.abcam.co.jp/abpromise> or contact our technical team.

### Terms and conditions

---

- Guarantee only valid for products bought direct from Abcam or one of our authorized distributors