




Anti-TRIB3 antibody - Aminoterminal end ab50516

★★★★★ [3 Abreviews](#) [5 References](#) [画像数 1](#)

製品の概要

製品名	Anti-TRIB3 antibody - Aminoterminal end
製品の詳細	Rabbit polyclonal to TRIB3 - Aminoterminal end
由来種	Rabbit
アプリケーション	適用あり: WB
種交差性	交差種: Human 交差が予測される動物種: Cow 
免疫原	Synthetic peptide: GSLSRKKRLELDDNLDTER , corresponding to N terminal amino acids 11-29 of Human TRIB3 conjugated to KLH  Run BLAST with  Run BLAST with
ポジティブ・コントロール	HEK-293 cells expressing human TRB3.
特記事項	<p>The Life Science industry has been in the grips of a reproducibility crisis for a number of years. Abcam is leading the way in addressing this with our range of recombinant monoclonal antibodies and knockout edited cell lines for gold-standard validation. Please check that this product meets your needs before purchasing.</p> <p>If you have any questions, special requirements or concerns, please send us an inquiry and/or contact our Support team ahead of purchase. Recommended alternatives for this product can be found below, along with publications, customer reviews and Q&As</p>

製品の特性

製品の状態	Liquid
保存方法	Shipped at 4°C. Store at +4°C short term (1-2 weeks). Upon delivery aliquot. Store at -20°C or -80°C. Avoid freeze / thaw cycle.
バッファー	pH: 7.40 Preservative: 0.097% Sodium azide Constituent: 0.0268% PBS
精製度	Immunogen affinity purified
特記事項(精製)	ab50516 is affinity purified using the immunizing peptide immobilized on agarose.
ポリ/モノ	ポリクローナル

アプリケーション

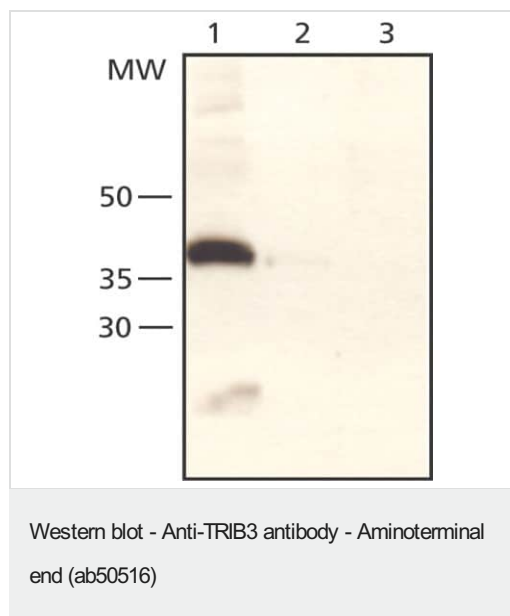
The Abpromise guarantee Abpromise保証は、 次のテスト済みアプリケーションにおけるab50516の使用に適用されます
アプリケーションノートには、推奨の開始希釈率がありますが、適切な希釈率につきましてはご検討ください。

アプリケーション	Abreviews	特記事項
WB		Use a concentration of 1 - 2 µg/ml. Predicted molecular weight: 40 kDa. Staining of the TRB3 band is specifically inhibited with the immunizing peptide.

ターゲット情報

機能	Disrupts insulin signaling by binding directly to Akt kinases and blocking their activation. May bind directly to and mask the 'Thr-308' phosphorylation site in AKT1. Binds to ATF4 and inhibits its transcriptional activation activity. Interacts with the NF-kappa-B transactivator p65 RELA and inhibits its phosphorylation and thus its transcriptional activation activity. Interacts with MAPK kinases and regulates activation of MAP kinases. May play a role in programmed neuronal cell death but does not appear to affect non-neuronal cells. Does not display kinase activity.
組織特異性	Highest expression in liver, pancreas, peripheral blood leukocytes and bone marrow. Also highly expressed in a number of primary lung, colon and breast tumors. Expressed in spleen, thymus, and prostate and is undetectable in other examined tissues, including testis, ovary, small intestine, colon, leukocyte, heart, brain, placenta, lung, skeletal muscle, and kidney.
配列類似性	Belongs to the protein kinase superfamily. CAMK Ser/Thr protein kinase family. Tribbles subfamily. Contains 1 protein kinase domain.
細胞内局在	Nucleus.

画像



All lanes : Anti-TRIB3 antibody - Aminoterminal end (ab50516) at 1/1000 dilution

Lane 1 : HEK293 cells transfected with human TRIB3

Lane 2 : HEK293 cells (untransfected)

Lane 3 : HEK293 cells transfected with human TRIB3 with TRIB3 immunizing peptide at 20 µg/ml

Secondary

All lanes : Goat Anti-Rabbit IgG, Peroxidase conjugate

Predicted band size: 40 kDa

Observed band size: 39 kDa

Please note: All products are "FOR RESEARCH USE ONLY. NOT FOR USE IN DIAGNOSTIC PROCEDURES"

Our Abpromise to you: Quality guaranteed and expert technical support

- Replacement or refund for products not performing as stated on the datasheet
- Valid for 12 months from date of delivery
- Response to your inquiry within 24 hours
- We provide support in Chinese, English, French, German, Japanese and Spanish
- Extensive multi-media technical resources to help you
- We investigate all quality concerns to ensure our products perform to the highest standards

If the product does not perform as described on this datasheet, we will offer a refund or replacement. For full details of the Abpromise, please visit <https://www.abcam.co.jp/abpromise> or contact our technical team.

Terms and conditions

- Guarantee only valid for products bought direct from Abcam or one of our authorized distributors