


Anti-Transferrin Receptor (phospho S24) antibody ab61021

1 References **画像数 2**

製品の概要

製品名	Anti-Transferrin Receptor (phospho S24) antibody
製品の詳細	Rabbit polyclonal to Transferrin Receptor (phospho S24)
由来種	Rabbit
アプリケーション	適用あり: WB, IHC-P
種交差性	交差種: Human 交差が予測される動物種: Mouse 
免疫原	Synthetic peptide corresponding to Human Transferrin Receptor (phospho S24). Database link: <u>P02786</u>
ポジティブ・コントロール	Human brain tissue 293 cells, treated with PMA
特記事項	<p>The Life Science industry has been in the grips of a reproducibility crisis for a number of years. Abcam is leading the way in addressing this with our range of recombinant monoclonal antibodies and knockout edited cell lines for gold-standard validation. Please check that this product meets your needs before purchasing.</p> <p>If you have any questions, special requirements or concerns, please send us an inquiry and/or contact our Support team ahead of purchase. Recommended alternatives for this product can be found below, along with publications, customer reviews and Q&As</p>

製品の特性

製品の状態	Liquid
保存方法	Shipped at 4°C. Upon delivery aliquot and store at -20°C. Avoid freeze / thaw cycles.
バッファー	pH: 7.40 Preservative: 0.02% Sodium azide Constituents: PBS, 50% Glycerol (glycerin, glycerine), 0.87% Sodium chloride Without Mg ²⁺ and Ca ²⁺
精製度	Immunogen affinity purified
特記事項 (精製)	The antibody against non-phosphopeptide was removed by chromatography using non-phosphopeptide corresponding to the phosphorylation site.
ポリ/モノ	ポリクローナル

アプリケーション

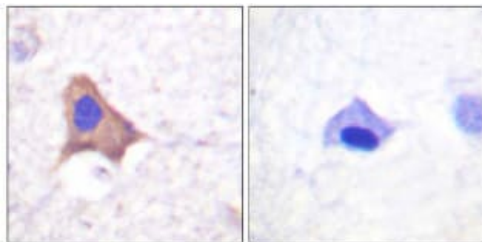
The Abpromise guarantee **Abpromise保証は、** 次のテスト済みアプリケーションにおけるab61021の使用に適用されます
アプリケーションノートには、推奨の開始希釈率がありますが、適切な希釈率につきましてはご検討ください。

アプリケーション	Abreviews	特記事項
WB		1/500 - 1/1000. Detects a band of approximately 85 kDa (predicted molecular weight: 85 kDa).
IHC-P		1/50 - 1/100.

ターゲット情報


機能	Cellular uptake of iron occurs via receptor-mediated endocytosis of ligand-occupied transferrin receptor into specialized endosomes. Endosomal acidification leads to iron release. The apotransferrin-receptor complex is then recycled to the cell surface with a return to neutral pH and the concomitant loss of affinity of apotransferrin for its receptor. Transferrin receptor is necessary for development of erythrocytes and the nervous system (By similarity). A second ligand, the heditary hemochromatosis protein HFE, competes for binding with transferrin for an overlapping C-terminal binding site. Positively regulates T and B cell proliferation through iron uptake (PubMed:26642240). (Microbial infection) Acts as a receptor for new-world arenaviruses: Guanarito, Junin and Machupo virus.
関連疾患	Immunodeficiency 46
配列類似性	Belongs to the peptidase M28 family. M28B subfamily. Contains 1 PA (protease associated) domain.
翻訳後修飾	N- and O-glycosylated, phosphorylated and palmitoylated. The serum form is only glycosylated. Proteolytically cleaved on Arg-100 to produce the soluble serum form (sTfR). Palmitoylated on both Cys-62 and Cys-67. Cys-62 seems to be the major site of palmitoylation.
細胞内局在	Secreted and Cell membrane. Melanosome. Identified by mass spectrometry in melanosome fractions from stage I to stage IV.

画像



Immunohistochemistry (Formalin/PFA-fixed paraffin-embedded sections) - Anti-Transferrin Receptor (phospho S24) antibody (ab61021)

Immunohistochemical analysis of paraffin-embedded human brain tissue using ab61021 at a dilution of 1/50.



Western blot - Anti-Transferrin Receptor (phospho S24) antibody (ab61021)

All lanes : Anti-Transferrin Receptor (phospho S24) antibody (ab61021)

Lane 1 : extracts from 293 cells, treated with PMA (125ng/ml, 30mins)

Lane 2 : extracts from 293 cells, treated with PMA (125ng/ml, 30mins) with Immunizing phospho-peptide

Predicted band size: 85 kDa

Observed band size: 85 kDa

Please note: All products are "FOR RESEARCH USE ONLY. NOT FOR USE IN DIAGNOSTIC PROCEDURES"

Our Abpromise to you: Quality guaranteed and expert technical support

- Replacement or refund for products not performing as stated on the datasheet
- Valid for 12 months from date of delivery
- Response to your inquiry within 24 hours
- We provide support in Chinese, English, French, German, Japanese and Spanish
- Extensive multi-media technical resources to help you
- We investigate all quality concerns to ensure our products perform to the highest standards

If the product does not perform as described on this datasheet, we will offer a refund or replacement. For full details of the Abpromise, please visit <https://www.abcam.co.jp/abpromise> or contact our technical team.

Terms and conditions

- Guarantee only valid for products bought direct from Abcam or one of our authorized distributors