

Anti-TOM70 antibody ab89624

★★★★★ [1 Abreviews](#) [4 References](#) [画像数 3](#)

製品の概要

製品名	Anti-TOM70 antibody
製品の詳細	Mouse polyclonal to TOM70
由来種	Mouse
アプリケーション	適用あり: WB
種交差性	交差種: Human
免疫原	Recombinant full length protein within Human TOM70. The exact immunogen sequence used to generate this antibody is proprietary information. If additional detail on the immunogen is needed to determine the suitability of the antibody for your needs, please contact our Scientific Support team to discuss your requirements. (NP_055635).
ポジティブ・コントロール	Human liver tissue lysate, HepG2 whole cell lysate (ab7900) and TOM70 transfected 293T cell lysate
特記事項	<p>The Life Science industry has been in the grips of a reproducibility crisis for a number of years. Abcam is leading the way in addressing this with our range of recombinant monoclonal antibodies and knockout edited cell lines for gold-standard validation. Please check that this product meets your needs before purchasing.</p> <p>If you have any questions, special requirements or concerns, please send us an inquiry and/or contact our Support team ahead of purchase. Recommended alternatives for this product can be found below, along with publications, customer reviews and Q&As</p>

製品の特性

製品の状態	Liquid
保存方法	Shipped at 4°C. Upon delivery aliquot and store at -20°C or -80°C. Avoid repeated freeze / thaw cycles.
バッファー	pH: 7.40 Constituent: 100% PBS
精製度	Protein A purified
ポリ/モノ	ポリクローナル
アイソタイプ	IgG

アプリケーション

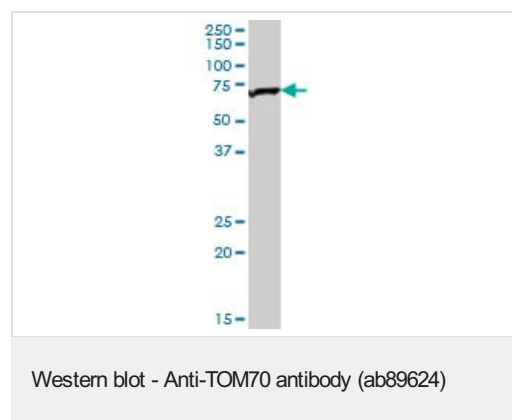
The Abpromise guarantee Abpromise保証は、 次のテスト済みアプリケーションにおけるab89624の使用に適用されます
アプリケーションノートには、推奨の開始希釈率がありますが、適切な希釈率につきましてはご確認ください。

アプリケーション	Abreviews	特記事項
WB		Use a concentration of 1 µg/ml. Predicted molecular weight: 67 kDa.

ターゲット情報

機能	Receptor that accelerates the import of all mitochondrial precursor proteins.
配列類似性	Belongs to the Tom70 family. Contains 10 TPR repeats.
細胞内局在	Mitochondrion outer membrane.

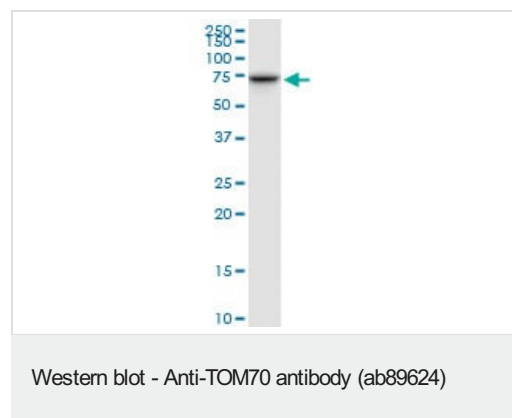
画像



Anti-TOM70 antibody (ab89624) at 1 µg/ml + human liver tissue lysate at 50 µg

Predicted band size: 67 kDa


Observed band size: 67 kDa



Anti-TOM70 antibody (ab89624) at 1 µg/ml + HepG2 cell lysate at 50 µg

Predicted band size: 67 kDa

Observed band size: 75 kDa



All lanes : Anti-TOM70 antibody (ab89624) at 1 µg/ml

Lane 1 : TOMM70A transfected 293T cell lysate

Lane 2 : Non transfected 293T cell lysate

Lysates/proteins at 25 µg per lane.

Predicted band size: 67 kDa

Observed band size: 75 kDa

Please note: All products are "FOR RESEARCH USE ONLY. NOT FOR USE IN DIAGNOSTIC PROCEDURES"

Our Abpromise to you: Quality guaranteed and expert technical support

- Replacement or refund for products not performing as stated on the datasheet
- Valid for 12 months from date of delivery
- Response to your inquiry within 24 hours
- We provide support in Chinese, English, French, German, Japanese and Spanish
- Extensive multi-media technical resources to help you
- We investigate all quality concerns to ensure our products perform to the highest standards

If the product does not perform as described on this datasheet, we will offer a refund or replacement. For full details of the Abpromise, please visit <https://www.abcam.co.jp/abpromise> or contact our technical team.

Terms and conditions

- Guarantee only valid for products bought direct from Abcam or one of our authorized distributors