

Anti-TIPRL antibody ab70795

5 References [画像数 3](#)

製品の概要

製品名	Anti-TIPRL antibody
製品の詳細	Rabbit polyclonal to TIPRL
由来種	Rabbit
アプリケーション	適用あり: IHC-P, WB, IP
種交差性	交差種: Mouse, Human 交差が予測される動物種: Chimpanzee, Rhesus monkey, Orangutan 
免疫原	Synthetic peptide corresponding to a region between residue 225 and the C-terminus (residue 272) of human TIPRL (NP_690866.1)
ポジティブ・コントロール	HeLa, 293T and NIH3T3 whole cell lysates.
特記事項	<p>The Life Science industry has been in the grips of a reproducibility crisis for a number of years. Abcam is leading the way in addressing this with our range of recombinant monoclonal antibodies and knockout edited cell lines for gold-standard validation. Please check that this product meets your needs before purchasing.</p> <p>If you have any questions, special requirements or concerns, please send us an inquiry and/or contact our Support team ahead of purchase. Recommended alternatives for this product can be found below, along with publications, customer reviews and Q&As</p>

製品の特性

製品の状態	Liquid
保存方法	Shipped at 4°C. Upon delivery aliquot and store at -20°C. Avoid freeze / thaw cycles.
バッファー	pH: 6.8 Preservative: 0.09% Sodium azide Constituents: 0.1% BSA, Tris buffered saline
精製度	Immunogen affinity purified
特記事項 (精製)	ab70795 was affinity purified using an epitope specific to TIPRL immobilized on solid support.
ポリモノ	ポリクローナル
アイソタイプ	IgG

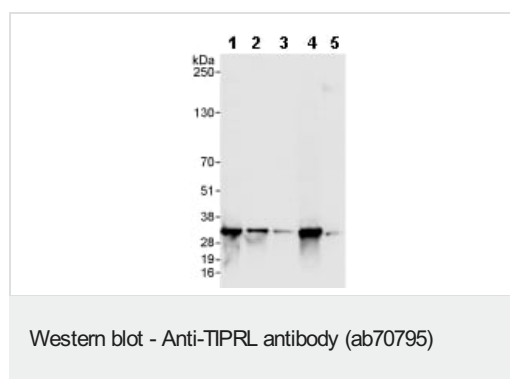
The Abpromise guarantee **Abpromise保証は、** 次のテスト済みアプリケーションにおけるab70795の使用に適用されます
 アプリケーションノートには、推奨の開始希釈率がありますが、適切な希釈率につきましてはご検討ください。

アプリケーション	Abreviews	特記事項
IHC-P		1/100 - 1/500. Perform heat mediated antigen retrieval with Tris/EDTA buffer pH 9.0 before commencing with IHC staining protocol.
WB		1/2000 - 1/10000. Detects a band of approximately 32 kDa (predicted molecular weight: 32 kDa).
IP		Use at 2-5 µg/mg of lysate.

ターゲット情報

機能	May be an allosteric regulator of serine/threonine-protein phosphatase 2A (PP2A). Isoform 1 inhibits catalytic activity of the PP2A(D) core complex in vitro. The PP2A(C):TIPRL complex does not show phosphatase activity. May play a role in the regulation of ATM/ATR signaling pathway controlling DNA replication and repair.
配列類似性	Belongs to the TIP41 family.
翻訳後修飾	Phosphorylated upon DNA damage, probably by ATM or ATR.
細胞内局在	Cytoplasm.

画像



All lanes : Anti-TIPRL antibody (ab70795) at 0.04 µg/ml

Lane 1 : HeLa whole cell lysate at 50 µg/ml

Lane 2 : HeLa whole cell lysate at 15 µg/ml

Lane 3 : HeLa whole cell lysate at 5 µg/ml

Lane 4 : 293T whole cell lysate at 50 µg/ml

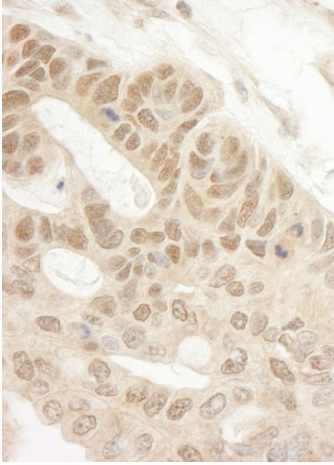
Lane 5 : NIH3T3 whole cell lysate at 50 µg/ml

Developed using the ECL technique.

Predicted band size: 32 kDa


Observed band size: 32 kDa

Exposure time: 3 seconds



Immunohistochemistry (Formalin/PFA-fixed paraffin-embedded sections) analysis of human ovarian carcinoma tissue labelling TIPRL with ab70795 at 1/200 (1µg/ml). Detection: DAB.

Immunohistochemistry (Formalin/PFA-fixed paraffin-embedded sections) - Anti-TIPRL antibody (ab70795)



Detection of TIPRL by Western Blot of Immunoprecipitate. ab70795 at 1µg/ml staining TIPRL in HeLa whole cell lysate immunoprecipitated using ab70795 at 3µg/mg lysate (1 mg/IP; 20% of IP loaded/lane).

Detection: Chemiluminescence with exposure time of 3 seconds.

Immunoprecipitation - Anti-TIPRL antibody (ab70795)

Please note: All products are "FOR RESEARCH USE ONLY. NOT FOR USE IN DIAGNOSTIC PROCEDURES"

Our Abpromise to you: Quality guaranteed and expert technical support

- Replacement or refund for products not performing as stated on the datasheet
- Valid for 12 months from date of delivery
- Response to your inquiry within 24 hours
- We provide support in Chinese, English, French, German, Japanese and Spanish
- Extensive multi-media technical resources to help you
- We investigate all quality concerns to ensure our products perform to the highest standards

If the product does not perform as described on this datasheet, we will offer a refund or replacement. For full details of the Abpromise, please visit <https://www.abcam.co.jp/abpromise> or contact our technical team.

Terms and conditions

- Guarantee only valid for products bought direct from Abcam or one of our authorized distributors