


Anti-TCF12 antibody ab70746

5 References **画像数 3**

製品の概要

製品名	Anti-TCF12 antibody
製品の詳細	Rabbit polyclonal to TCF12
由来種	Rabbit
アプリケーション	適用あり: IP, IHC-P, WB
種交差性	交差種: Human 交差が予測される動物種: Mouse, Rat, Cow, Chimpanzee, Lizard, Rhesus monkey, Gorilla, Chinese hamster, Orangutan, Elephant 
免疫原	Synthetic peptide corresponding to a region between residue 1 and 50 of human TCF12 (NP_996919.1).
ポジティブ・コントロール	Whole cell lysate from HeLa cells.
特記事項	<p>The Life Science industry has been in the grips of a reproducibility crisis for a number of years. Abcam is leading the way in addressing this with our range of recombinant monoclonal antibodies and knockout edited cell lines for gold-standard validation. Please check that this product meets your needs before purchasing.</p> <p>If you have any questions, special requirements or concerns, please send us an inquiry and/or contact our Support team ahead of purchase. Recommended alternatives for this product can be found below, along with publications, customer reviews and Q&As</p>

製品の特性

製品の状態	Liquid
保存方法	Shipped at 4°C. Upon delivery aliquot and store at -20°C. Avoid freeze / thaw cycles.
バッファー	<p>pH: 7</p> <p>Preservative: 0.09% Sodium azide</p> <p>Constituents: 1.815% Tris, 1.764% Sodium citrate, 0.021% PBS</p>
精製度	Immunogen affinity purified
ポリ/モノ	ポリクローナル
アイソタイプ	IgG

アプリケーション

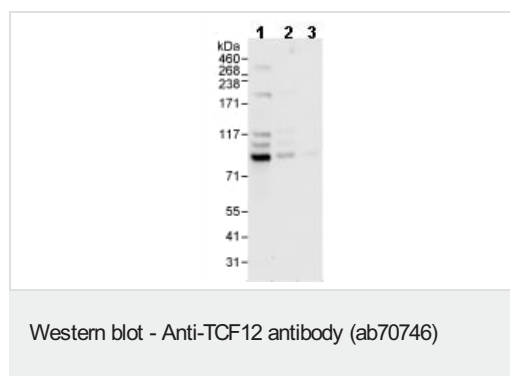
The Abpromise guarantee **Abpromise保証は、次のテスト済みアプリケーションにおけるab70746の使用に適用されます**
 アプリケーションノートには、推奨の開始希釈率がありますが、適切な希釈率につきましてはご確認ください。

アプリケーション	Abreviews	特記事項
IP		Use at 2-5 µg/mg of lysate.
IHC-P		1/500 - 1/2000. Perform heat mediated antigen retrieval with Tris/EDTA buffer pH 9.0 before commencing with IHC staining protocol.
WB		1/2000 - 1/10000. Detects a band of approximately 85 kDa (predicted molecular weight: 73 kDa).

ターゲット情報

機能	Binds specifically to oligomers of E-box motifs. May play important roles during development of the nervous system as well as in other organ systems.
組織特異性	Expressed in several tissues and cell types including skeletal muscle, thymus, and a B-cell line.
配列類似性	Contains 1 basic helix-loop-helix (bHLH) domain.
ドメイン	the 9aaTAD motif is a transactivation domain present in a large number of yeast and animal transcription factors.
翻訳後修飾	Phosphorylated upon DNA damage, probably by ATM or ATR.
細胞内局在	Nucleus.

画像



All lanes : Anti-TCF12 antibody (ab70746) at 1/10000 dilution

Lane 1 : HeLa whole cell lysate at 50 µg

Lane 2 : HeLa whole cell lysate at 15 µg

Lane 3 : HeLa whole cell lysate at 5 µg

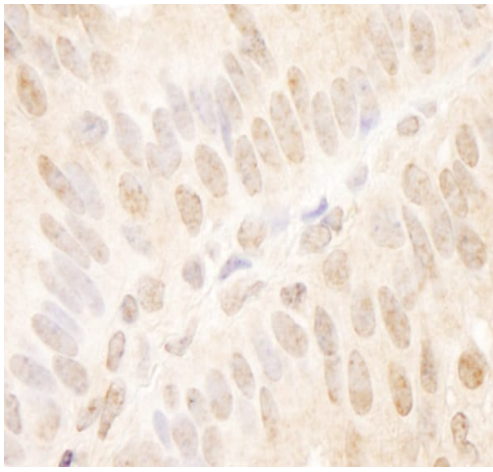
Developed using the ECL technique.

Predicted band size: 73 kDa

Observed band size: 85 kDa

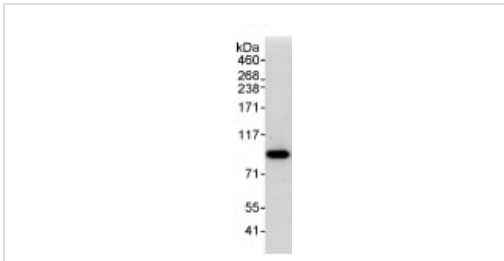
Additional bands at: 100 kDa, 120 kDa, 190 kDa. We are unsure as to the identity of these extra bands.

Exposure time: 30 seconds



Immunohistochemistry (Formalin/PFA-fixed paraffin-embedded sections) - Anti-TCF12 antibody (ab70746)

Immunohistochemistry (Formalin/PFA-fixed paraffin-embedded sections) analysis of human breast carcinoma tissue labelling TCF12 with ab70746 at 1/1000 (1µg/ml). Detection: DAB.



Immunoprecipitation - Anti-TCF12 antibody (ab70746)

1mg whole cell lysate from HeLa cells was immunoprecipitated with ab70746 at 3µg/mg lysate. For the subsequent western blot, 20% of the immunoprecipitate was loaded per lane, and probed with **ab707345** at 1ug/ml. Detection: chemiluminescence with exposure time of 10 seconds

Please note: All products are "FOR RESEARCH USE ONLY. NOT FOR USE IN DIAGNOSTIC PROCEDURES"

Our Abpromise to you: Quality guaranteed and expert technical support

- Replacement or refund for products not performing as stated on the datasheet
- Valid for 12 months from date of delivery
- Response to your inquiry within 24 hours
- We provide support in Chinese, English, French, German, Japanese and Spanish
- Extensive multi-media technical resources to help you
- We investigate all quality concerns to ensure our products perform to the highest standards

If the product does not perform as described on this datasheet, we will offer a refund or replacement. For full details of the Abpromise, please visit <https://www.abcam.co.jp/abpromise> or contact our technical team.

Terms and conditions

- Guarantee only valid for products bought direct from Abcam or one of our authorized distributors