

# Anti-TBKBP1 antibody ab106394

**1 References** [画像数 3](#)

### 製品の概要

製品名	Anti-TBKBP1 antibody
製品の詳細	Rabbit polyclonal to TBKBP1
由来種	Rabbit
特異性	ab106394 reacts with TBKBP1. It does not react with TBKBP2.
アプリケーション	<b>適用あり:</b> ICC/IF, WB, IHC-P
種交差性	<b>交差種:</b> Rat
免疫原	A 16 amino acid peptide from near the carboxy terminus of Human TBKBP1 (NP_055541).
ポジティブ・コントロール	WB: Rat liver tissue lysate IHC-P: Rat liver tissue
特記事項	<p>The Life Science industry has been in the grips of a reproducibility crisis for a number of years. Abcam is leading the way in addressing this with our range of recombinant monoclonal antibodies and knockout edited cell lines for gold-standard validation. Please check that this product meets your needs before purchasing.</p> <p>If you have any questions, special requirements or concerns, please send us an inquiry and/or contact our Support team ahead of purchase. Recommended alternatives for this product can be found below, along with publications, customer reviews and Q&amp;As</p>

### 製品の特性

製品の状態	Liquid
保存方法	Shipped at 4°C. Store at 4°C (stable for up to 12 months).
バッファー	pH: 7.2 Preservative: 0.02% Sodium azide Constituent: PBS
精製度	Immunogen affinity purified
ポリ/モノ	ポリクローナル
アイソタイプ	IgG

### アプリケーション

The Abpromise guarantee

Abpromise保証は、 次のテスト済みアプリケーションにおけるab106394の使用に適用されます

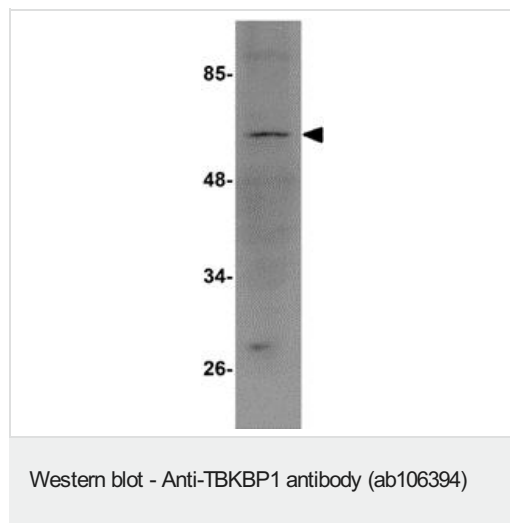
アプリケーションノートには、推奨の開始希釈率がありますが、適切な希釈率につきましてはご確認ください。

アプリケーション	Abreviews	特記事項
ICC/IF		Use a concentration of 20 µg/ml.
WB		Use a concentration of 1 - 2 µg/ml. Predicted molecular weight: 68 kDa.
IHC-P		Use a concentration of 5 µg/ml.

## ターゲット情報

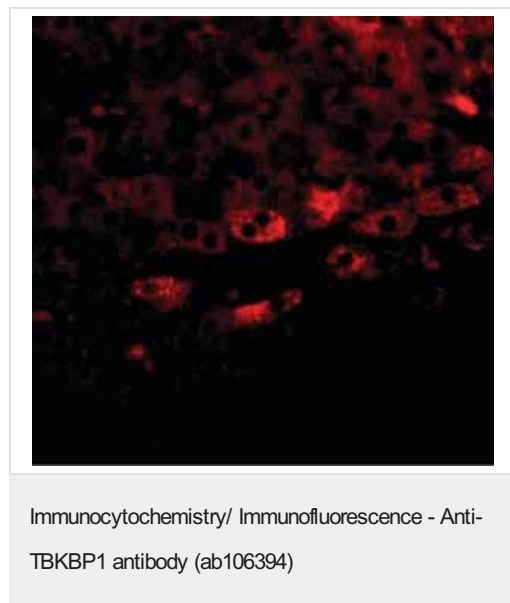
**機能** Adapter protein which constitutively binds TBK1 and IKKε and may play a role in antiviral innate immunity.

## 画像

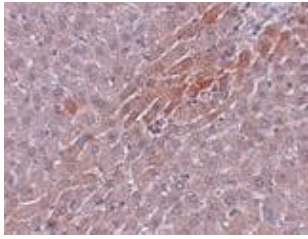


Anti-TBKBP1 antibody (ab106394) at 1 µg/ml + Rat liver tissue lysate at 15 µg

**Predicted band size:** 68 kDa



Immunofluorescence of TBKBP1 in rat liver tissue with ab106394 at 20 µg/mL.



ab106394, at 5 µg/ml, staining TBKBP1 in paraffin embedded Rat liver tissue by Immunohistochemistry.

Immunohistochemistry (Formalin/PFA-fixed paraffin-embedded sections) - Anti-TBKBP1 antibody (ab106394)

**Please note:** All products are "FOR RESEARCH USE ONLY. NOT FOR USE IN DIAGNOSTIC PROCEDURES"

### Our Abpromise to you: Quality guaranteed and expert technical support

---

- Replacement or refund for products not performing as stated on the datasheet
- Valid for 12 months from date of delivery
- Response to your inquiry within 24 hours
- We provide support in Chinese, English, French, German, Japanese and Spanish
- Extensive multi-media technical resources to help you
- We investigate all quality concerns to ensure our products perform to the highest standards

If the product does not perform as described on this datasheet, we will offer a refund or replacement. For full details of the Abpromise, please visit <https://www.abcam.co.jp/abpromise> or contact our technical team.

### Terms and conditions

---

- Guarantee only valid for products bought direct from Abcam or one of our authorized distributors