

# Anti-TANC2 antibody ab121745

画像数 5

### 製品の概要

---

製品名	Anti-TANC2 antibody
製品の詳細	Rabbit polyclonal to TANC2
由来種	Rabbit
アプリケーション	<b>適用あり:</b> ICC/IF, IHC-P
種交差性	<b>交差種:</b> Human
免疫原	Recombinant Protein Epitope Signature Tag, corresponding to amino acids 1850 - 1975 of Human TANC2.
ポジティブ・コントロール	ICC: U-2 OS cells. IHC-P: Human parathyroid gland, cerebral cortex, placenta and duodenum tissues.
特記事項	<p>The Life Science industry has been in the grips of a reproducibility crisis for a number of years. Abcam is leading the way in addressing this with our range of recombinant monoclonal antibodies and knockout edited cell lines for gold-standard validation. Please check that this product meets your needs before purchasing.</p> <p>If you have any questions, special requirements or concerns, please send us an inquiry and/or contact our Support team ahead of purchase. Recommended alternatives for this product can be found below, along with publications, customer reviews and Q&amp;As</p>

### 製品の特性

---

製品の状態	Liquid
保存方法	Shipped at 4°C. Upon delivery aliquot and store at -20°C. Avoid freeze / thaw cycles.
バッファー	pH: 7.20 Preservative: 0.02% Sodium azide Constituents: 40% Glycerol (glycerin, glycerine), 59% PBS
精製度	Immunogen affinity purified
ポリ/モノ	ポリクローナル
アイソタイプ	IgG

### アプリケーション

---

## The Abpromise guarantee

**Abpromise保証は、次のテスト済みアプリケーションにおけるab121745の使用に適用されます**

アプリケーションノートには、推奨の開始希釈率がありますが、適切な希釈率につきましてはご検討ください。

アプリケーション	Abreviews	特記事項
ICC/IF		Use a concentration of 0.25 - 2 µg/ml.
IHC-P		1/50 - 1/200. Perform heat mediated antigen retrieval with citrate buffer pH 6 before commencing with IHC staining protocol.

## ターゲット情報

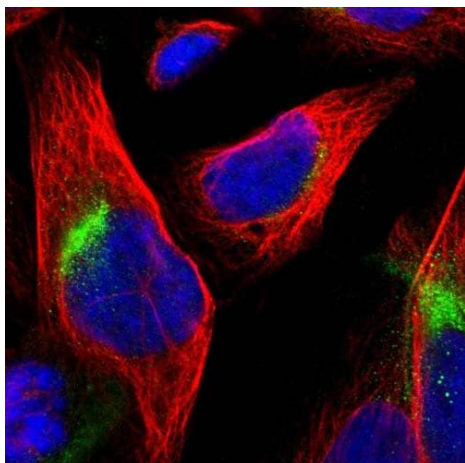
### 配列類似性

Belongs to the TANC family.

Contains 11 ANK repeats.

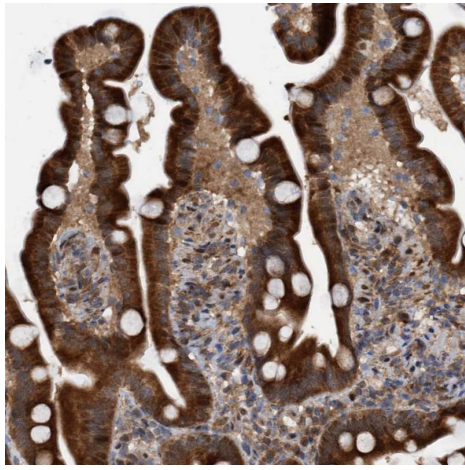
Contains 3 TPR repeats.

## 画像



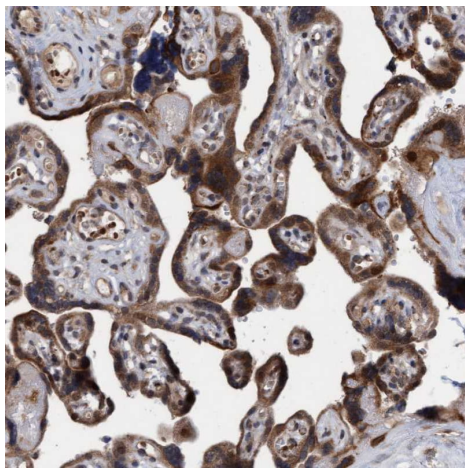
Immunofluorescent staining of Human cell line U-2 OS shows positivity in cytoskeleton (intermediate filaments). Recommended concentration of ab121745 1-4 µg/ml. Cells treated with PFA/Triton X-100.

Immunocytochemistry/ Immunofluorescence - Anti-TANC2 antibody (ab121745)



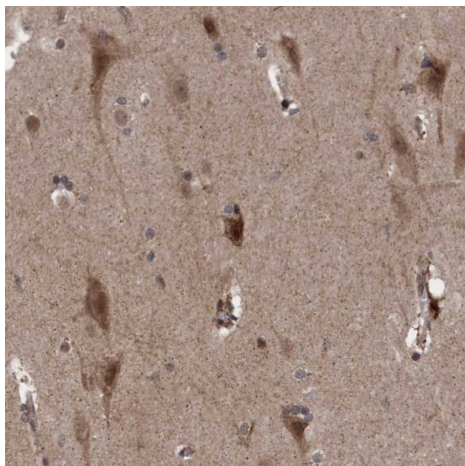
Immunohistochemical analysis of human duodenum tissue labeling TANC2 with ab121745 at a 1/200 dilution.

Immunohistochemistry (Formalin/PFA-fixed paraffin-embedded sections) - Anti-TANC2 antibody (ab121745)



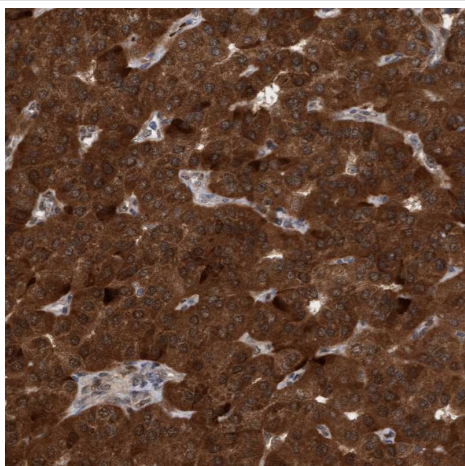
Immunohistochemical analysis of human placenta labeling TANC2 with ab121745 at a 1/200 dilution.

Immunohistochemistry (Formalin/PFA-fixed paraffin-embedded sections) - Anti-TANC2 antibody (ab121745)



Immunohistochemical analysis of human cerebral cortex tissue labeling TANC2 with ab121745 at a 1/200 dilution.

Immunohistochemistry (Formalin/PFA-fixed paraffin-embedded sections) - Anti-TANC2 antibody (ab121745)



Immunohistochemical analysis of human parathyroid gland labeling TANC2 with ab121745 at a 1/200 dilution.

Immunohistochemistry (Formalin/PFA-fixed paraffin-embedded sections) - Anti-TANC2 antibody (ab121745)

**Please note:** All products are "FOR RESEARCH USE ONLY. NOT FOR USE IN DIAGNOSTIC PROCEDURES"

### **Our Abpromise to you: Quality guaranteed and expert technical support**

---

- Replacement or refund for products not performing as stated on the datasheet
- Valid for 12 months from date of delivery
- Response to your inquiry within 24 hours
  
- We provide support in Chinese, English, French, German, Japanese and Spanish
- Extensive multi-media technical resources to help you
- We investigate all quality concerns to ensure our products perform to the highest standards

If the product does not perform as described on this datasheet, we will offer a refund or replacement. For full details of the Abpromise,

please visit <https://www.abcam.co.jp/abpromise> or contact our technical team.

## **Terms and conditions**

---

- Guarantee only valid for products bought direct from Abcam or one of our authorized distributors