




Anti-SV2A antibody ab77177

画像数 3

製品の概要

製品名	Anti-SV2A antibody
製品の詳細	Goat polyclonal to SV2A
由来種	Goat
アプリケーション	適用あり: WB, ICC
種交差性	交差種: Rat, Human 交差が予測される動物種: Mouse, Horse, Cow, Dog, Pig, Chimpanzee, Zebrafish, Rhesus monkey 
免疫原	Synthetic peptide: C-TVELYPSDKRTTA , corresponding to internal sequence amino acids 673-685 of Human SV2A (NP_055664.2) <div>  Run BLAST with  Run BLAST with </div>
ポジティブ・コントロール	WB: Rat brain tissue lysate. ICC: KNRK and U-2 OS cells.
特記事項	<p>The Life Science industry has been in the grips of a reproducibility crisis for a number of years. Abcam is leading the way in addressing this with our range of recombinant monoclonal antibodies and knockout edited cell lines for gold-standard validation. Please check that this product meets your needs before purchasing.</p> <p>If you have any questions, special requirements or concerns, please send us an inquiry and/or contact our Support team ahead of purchase. Recommended alternatives for this product can be found below, along with publications, customer reviews and Q&As</p>

製品の特性

製品の状態	Liquid
保存方法	Shipped at 4°C. Upon delivery aliquot and store at -20°C. Avoid freeze / thaw cycles.
バッファー	pH: 7.30 Preservative: 0.02% Sodium azide Constituents: 0.5% BSA, 0.5% Tris buffered saline
精製度	Immunogen affinity purified
特記事項 (精製)	ab77177 was purified by ammonium sulphate precipitation followed by antigen affinity chromatography using the immunising peptide.
ポリ/モノ	ポリクローナル

アイソタイプ

IgG

アプリケーション

The Abpromise guarantee Abpromise保証は、 次のテスト済みアプリケーションにおけるab77177の使用に適用されます
アプリケーションノートには、推奨の開始希釈率がありますが、適切な希釈率につきましてはご検討ください。

アプリケーション	Abreviews	特記事項
WB		Use a concentration of 0.3 - 1 µg/ml. Detects a band of approximately 80 kDa (predicted molecular weight: 83 kDa). A 1 hour primary incubation is recommended for this product.
ICC		Use a concentration of 10 µg/ml.

ターゲット情報

機能	Plays a role in the control of regulated secretion in neural and endocrine cells, enhancing selectively low-frequency neurotransmission. Positively regulates vesicle fusion by maintaining the readily releasable pool of secretory vesicles.
配列類似性	Belongs to the major facilitator superfamily.
翻訳後修飾	Phosphorylation by CK1 of the N-terminal cytoplasmic domain regulates interaction with SYT1. N-glycosylated.
細胞内局在	Cytoplasmic vesicle > secretory vesicle > synaptic vesicle membrane. Enriched in chromaffin granules, not present in adrenal microsomes. Associated with both insulin granules and synaptic-like microvesicles in insulin-secreting cells of the pancreas.

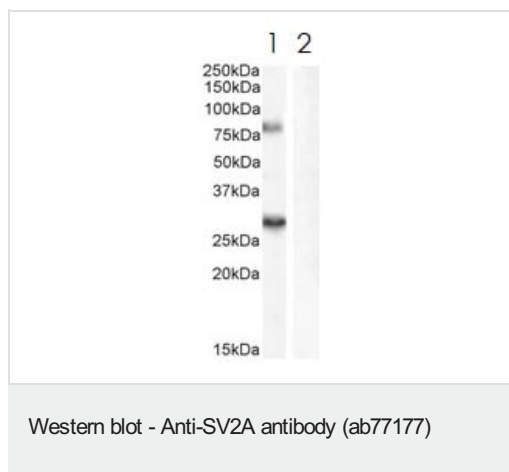
画像



Immunofluorescence analysis of KNRK (rat normal kidney cell line) cells labelling SV2A with ab77177 at 10 µg/mL.

Cells were permeabilized with 0.15% Triton X-100. Alexa Fluor 488[®] secondary antibody (2 µg/mL) was used as the secondary antibody (green). Nuclear DNA was labeled with DAPI (blue).

Negative control: Unimmunized goat IgG (10 µg/mL) followed by Alexa Fluor 488[®] secondary antibody (2 µg/mL).



All lanes : Anti-SV2A antibody (ab77177) at 0.3 µg/ml

Lane 1 : Rat brain lysate in RIPA buffer

Lane 2 : Rat brain lysate in RIPA buffer treated with immunising peptide

Lysates/proteins at 35 µg per lane.

Developed using the ECL technique.

Predicted band size: 83 kDa

Observed band size: 80 kDa

Primary antibody incubation: 1 hour at room temperature.

An additional band of unknown identity was also consistently observed at 28kDa, which was successfully blocked by incubation with the immunising peptide.



Immunofluorescence analysis of U-2 OS (Human bone osteosarcoma epithelial cell line) cells labelling SV2A with ab77177 at 10 µg/mL.

Cells were permeabilized with 0.15% Triton X-100. Alexa Fluor 488® secondary antibody (2 µg/mL) was used as the secondary antibody (green). Nuclear DNA was labeled with DAPI (blue).

Negative control: Unimmunized goat IgG (10 µg/mL) followed by Alexa Fluor 488® secondary antibody (2 µg/mL).

Please note: All products are "FOR RESEARCH USE ONLY. NOT FOR USE IN DIAGNOSTIC PROCEDURES"

Our Abpromise to you: Quality guaranteed and expert technical support

- Replacement or refund for products not performing as stated on the datasheet
- Valid for 12 months from date of delivery
- Response to your inquiry within 24 hours
- We provide support in Chinese, English, French, German, Japanese and Spanish

- Extensive multi-media technical resources to help you
- We investigate all quality concerns to ensure our products perform to the highest standards

If the product does not perform as described on this datasheet, we will offer a refund or replacement. For full details of the Abpromise, please visit <https://www.abcam.co.jp/abpromise> or contact our technical team.

Terms and conditions

- Guarantee only valid for products bought direct from Abcam or one of our authorized distributors