


Anti-STAM1 antibody ab117813

画像数 2

製品の概要

製品名	Anti-STAM1 antibody
製品の詳細	Rabbit polyclonal to STAM1
由来種	Rabbit
アプリケーション	適用あり: WB, IP
種交差性	交差種: Human 交差が予測される動物種: Rabbit, Cow, Dog, Pig, Chimpanzee, Ferret, Rhesus monkey, Gorilla, Orangutan, Elephant 
免疫原	Synthetic peptide, corresponding to a region within amino acids 300-350 of Human STAM1 according to NP_003464.1.
ポジティブ・コントロール	Whole cell lysate from HeLa, 293T and Jurkat cells.
特記事項	<p>The Life Science industry has been in the grips of a reproducibility crisis for a number of years. Abcam is leading the way in addressing this with our range of recombinant monoclonal antibodies and knockout edited cell lines for gold-standard validation. Please check that this product meets your needs before purchasing.</p> <p>If you have any questions, special requirements or concerns, please send us an inquiry and/or contact our Support team ahead of purchase. Recommended alternatives for this product can be found below, along with publications, customer reviews and Q&As</p>

製品の特性

製品の状態	Liquid
保存方法	Shipped at 4°C. Upon delivery aliquot and store at -20°C. Avoid freeze / thaw cycles.
バッファー	pH: 6.8 Preservative: 0.09% Sodium azide Constituents: 99% Tris buffered saline, 0.1% BSA
精製度	Immunogen affinity purified
ポリ/モノ	ポリクローナル
アイソタイプ	IgG

アプリケーション

The Abpromise guarantee

Abpromise保証は、次のテスト済みアプリケーションにおけるab117813の使用に適用されます

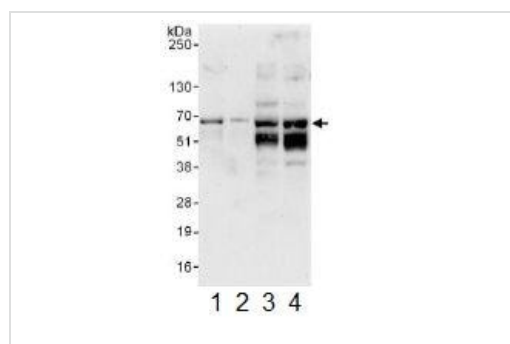
アプリケーションノートには、推奨の開始希釈率がありますが、適切な希釈率につきましてはご検討ください。

アプリケーション	Abreviews	特記事項
WB		1/2000 - 1/10000. Predicted molecular weight: 58 kDa.
IP		Use at 2-10 µg/mg of lysate.

ターゲット情報

機能	Involved in intracellular signal transduction mediated by cytokines and growth factors. Upon IL-2 and GM-CSL stimulation, it plays a role in signaling leading to DNA synthesis and MYC induction. May also play a role in T-cell development. Involved in down-regulation of receptor tyrosine kinase via multivesicular body (MVBs) when complexed with HGS (ESCRT-0 complex). The ESCRT-0 complex binds ubiquitin and acts as sorting machinery that recognizes ubiquitinated receptors and transfers them to further sequential lysosomal sorting/trafficking processes.
組織特異性	Ubiquitously expressed.
配列類似性	Belongs to the STAM family. Contains 1 ITAM domain. Contains 1 SH3 domain. Contains 1 UIM (ubiquitin-interacting motif) repeat. Contains 1 VHS domain.
翻訳後修飾	Phosphorylated on Tyr-198. Phosphorylated in response to IL2, IL3, IL4, IL7, CSF2/GM-CSF, EGF and PDGFB. Phosphorylated by activated PDGFRB.
細胞内局在	Cytoplasm. Early endosome membrane.

画像



Western blot - Anti-STAM1 antibody (ab117813)

All lanes : Anti-STAM1 antibody (ab117813) at 0.04 µg/ml

Lane 1 : Whole cell lysate from HeLa cells at 50 µg

Lane 2 : Whole cell lysate from HeLa cells at 15 µg

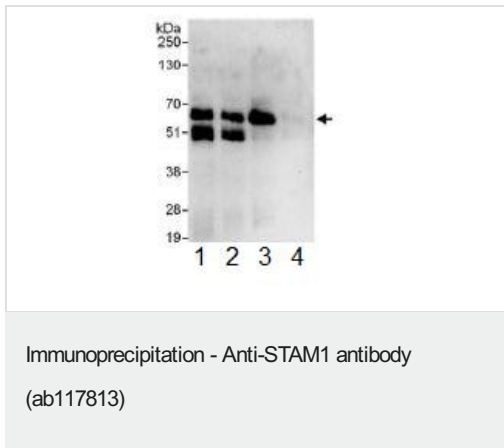
Lane 3 : Whole cell lysate from 293T cells at 50 µg

Lane 4 : Whole cell lysate from Jurkat cells at 50 µg

Developed using the ECL technique.

Predicted band size: 58 kDa

Exposure time: 30 seconds



ab117813 at 1 µg/ml staining STAM1 by WB, following immunoprecipitation of whole cell lysate from HeLa cells.

Lane 1; IP using ab117813 at 6 µg/mg lysate.

Lane 2; IP using an antibody to a downstream epitope.

Lane 3; IP using an antibody to an alternative downstream epitope.

Lane 4; IP using control IgG.

1 mg of lysate was used for IP and 20% of IP was loaded. Detection utilised ECL with a 10 second exposure.

Please note: All products are "FOR RESEARCH USE ONLY. NOT FOR USE IN DIAGNOSTIC PROCEDURES"

Our Abpromise to you: Quality guaranteed and expert technical support

- Replacement or refund for products not performing as stated on the datasheet
- Valid for 12 months from date of delivery
- Response to your inquiry within 24 hours
- We provide support in Chinese, English, French, German, Japanese and Spanish
- Extensive multi-media technical resources to help you
- We investigate all quality concerns to ensure our products perform to the highest standards

If the product does not perform as described on this datasheet, we will offer a refund or replacement. For full details of the Abpromise, please visit <https://www.abcam.co.jp/abpromise> or contact our technical team.

Terms and conditions

- Guarantee only valid for products bought direct from Abcam or one of our authorized distributors