

Anti-SSB antibody [EPR6570] ab124932

リコンビナント RabMAb

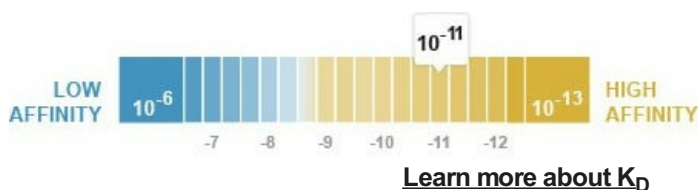
1 References 画像数 5

製品の概要

製品名	Anti-SSB antibody [EPR6570]
製品の詳細	Rabbit monoclonal [EPR6570] to SSB
由来種	Rabbit
アプリケーション	適用あり: WB, IHC-P 適用なし: Flow Cyt
種交差性	交差種: Mouse, Rat, Human
免疫原	Synthetic peptide within Human SSB aa 100-200. The exact sequence is proprietary.
ポジティブ・コントロール	Jurkat, K562, HeLa, Ramos, C6, PC12, NIH 3T3 and RAW 264.7 cell lysates; Human colon tissue; Human thyroid adenocarcinoma tissue
特記事項	<p>This product is a recombinant monoclonal antibody, which offers several advantages including:</p> <ul style="list-style-type: none"> - High batch-to-batch consistency and reproducibility - Improved sensitivity and specificity - Long-term security of supply - Animal-free production <p>For more information see here.</p> <p>Our RabMAb[®] technology is a patented hybridoma-based technology for making rabbit monoclonal antibodies. For details on our patents, please refer to RabMAb[®] patents.</p>

製品の特性

製品の状態	Liquid
保存方法	Shipped at 4°C. Store at -20°C. Stable for 12 months at -20°C.
解離定数 (K _D 値)	K _D = 4.80 x 10 ⁻¹¹ M



[Learn more about K_D](#)

バッファー	pH: 7.20 Preservative: 0.05% Sodium azide
-------	--

	Constituents: 40% Glycerol (glycerin, glycerine), 9.85% Tris glycine, 50% Tissue culture supernatant
精製度	Tissue culture supernatant
ポリ/モノ	モノクローナル
クローン名	EPR6570
アイソタイプ	IgG

アプリケーション

The Abpromise guarantee Abpromise保証は、 次のテスト済みアプリケーションにおけるab124932の使用に適用されます
 アプリケーションノートには、推奨の開始希釈率がありますが、適切な希釈率につきましてはご検討ください。

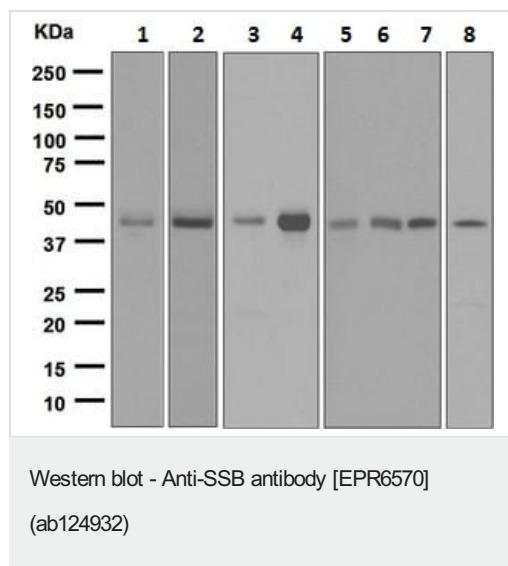
アプリケーション	Abreviews	特記事項
WB		1/10000 - 1/50000. Detects a band of approximately 47 kDa (predicted molecular weight: 46 kDa).
IHC-P		1/250 - 1/500. Perform heat mediated antigen retrieval with citrate buffer pH 6 before commencing with IHC staining protocol.

追加情報 Is unsuitable for Flow Cyt.

ターゲット情報

機能	Binds to the 3' poly(U) terminii of nascent RNA polymerase III transcripts, protecting them from exonuclease digestion and facilitating their folding and maturation.
配列類似性	Contains 1 HTH La-type RNA-binding domain. Contains 1 RRM (RNA recognition motif) domain.
翻訳後修飾	Phosphorylated. The phosphorylation sites are at the C-terminal part of the protein. The N-terminus is blocked.
細胞内局在	Nucleus.

画像



All lanes : Anti-SSB antibody [EPR6570] (ab124932) at 1/10000 dilution

Lane 1 : Jurkat cell lysate

Lane 2 : K562 cell lysate

Lane 3 : HeLa cell lysate

Lane 4 : Ramos cell lysate

Lane 5 : C6 cell lysate

Lane 6 : PC12 cell lysate

Lane 7 : NIH 3T3 cell lysate

Lane 8 : RAW 264.7 cell lysate

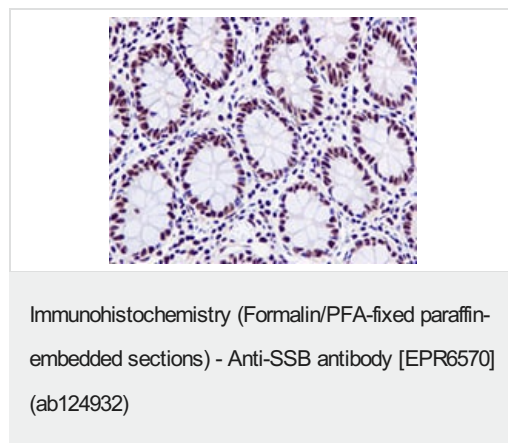
Lysates/proteins at 10 µg per lane.

Secondary

All lanes : HRP labelled Goat anti Rabbit at 1/2000 dilution

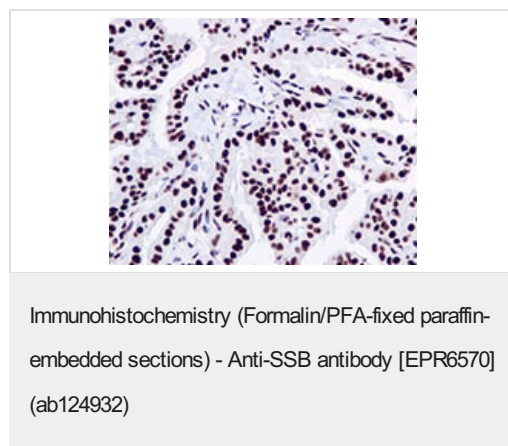
Predicted band size: 46 kDa

Observed band size: 47 kDa



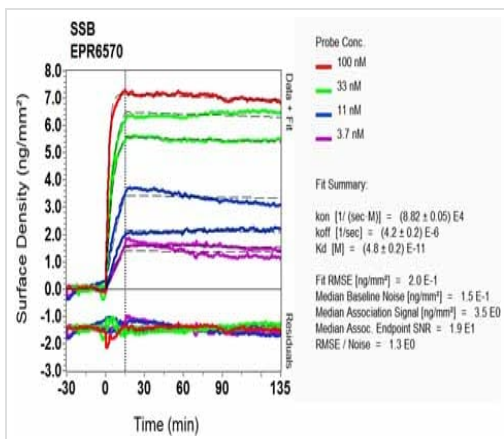
Formalin-fixed, paraffin-embedded human colon tissue stained for SSB with ab124932 (1/250 dilution) in immunohistochemical analysis.

Perform heat mediated antigen retrieval with citrate buffer pH 6 before commencing with IHC staining protocol.



Formalin-fixed, paraffin-embedded human thyroid adenocarcinoma tissue stained for SSB with ab124932 (1/250 dilution) in immunohistochemical analysis.

Perform heat mediated antigen retrieval with citrate buffer pH 6 before commencing with IHC staining protocol.



SPR Scanning - Anti-SSB antibody [EPR6570]
(ab124932)

Equilibrium dissociation constant (K_D)

Learn more about K_D

[Click here to learn more about \$K_D\$](#)

Why choose a recombinant antibody?

Research with confidence
Consistent and reproducible results

Long-term and scalable supply
Recombinant technology

Success from the first experiment
Confirmed specificity

Ethical standards compliant
Animal-free production

Anti-SSB antibody [EPR6570] (ab124932)

Please note: All products are "FOR RESEARCH USE ONLY. NOT FOR USE IN DIAGNOSTIC PROCEDURES"

Our Abpromise to you: Quality guaranteed and expert technical support

- Replacement or refund for products not performing as stated on the datasheet
- Valid for 12 months from date of delivery
- Response to your inquiry within 24 hours
- We provide support in Chinese, English, French, German, Japanese and Spanish
- Extensive multi-media technical resources to help you
- We investigate all quality concerns to ensure our products perform to the highest standards

If the product does not perform as described on this datasheet, we will offer a refund or replacement. For full details of the Abpromise, please visit <https://www.abcam.co.jp/abpromise> or contact our technical team.

Terms and conditions

- Guarantee only valid for products bought direct from Abcam or one of our authorized distributors