

Anti-SRRM2 antibody ab122719

★★★★★ [2 Abreviews](#) [3 References](#) [画像数 5](#)

製品の概要

製品名	Anti-SRRM2 antibody
製品の詳細	Rabbit polyclonal to SRRM2
由来種	Rabbit
アプリケーション	適用あり: ICC, IHC-P
種交差性	交差種: Human
免疫原	Recombinant Protein Epitope Signature Tag antigen, corresponding to amino acids 1098 - 1203 of Human SRRM2 Isoforms 1 and 2 (Q9UQ35). Note: this sequence is missing in Isoform 3.
ポジティブ・コントロール	ICC: Human cell line U-2 OS; IHC-P: Human small intestine, endometrium, cerebral cortex, and skin tissues.
特記事項	<p>The Life Science industry has been in the grips of a reproducibility crisis for a number of years. Abcam is leading the way in addressing this with our range of recombinant monoclonal antibodies and knockout edited cell lines for gold-standard validation. Please check that this product meets your needs before purchasing.</p> <p>If you have any questions, special requirements or concerns, please send us an inquiry and/or contact our Support team ahead of purchase. Recommended alternatives for this product can be found below, along with publications, customer reviews and Q&As</p>

製品の特性

製品の状態	Liquid
保存方法	Shipped at 4°C. Upon delivery aliquot and store at -20°C. Avoid freeze / thaw cycles.
バッファー	<p>pH: 7.20</p> <p>Preservative: 0.02% Sodium azide</p> <p>Constituents: 40% Glycerol (glycerin, glycerine), 59% PBS</p>
精製度	Immunogen affinity purified
ポリ/モノ	ポリクローナル
アイソタイプ	IgG

アプリケーション

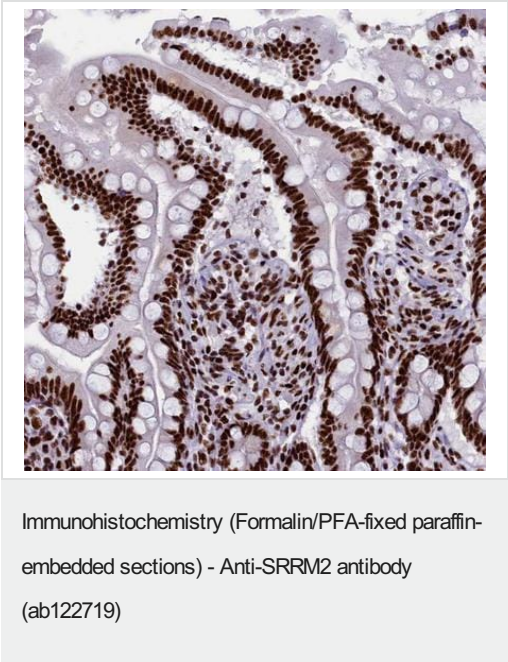
The Abpromise guarantee **Abpromise保証は、**次のテスト済みアプリケーションにおけるab122719の使用に適用されます
アプリケーションノートには、推奨の開始希釈率がありますが、適切な希釈率につきましてはご検討ください。

アプリケーション	Abreviews	特記事項
ICC		Use a concentration of 0.25 - 2 µg/ml.
IHC-P	★★★★★ (1)	1/500 - 1/1000. Perform heat mediated antigen retrieval with citrate buffer pH 6 before commencing with IHC staining protocol.

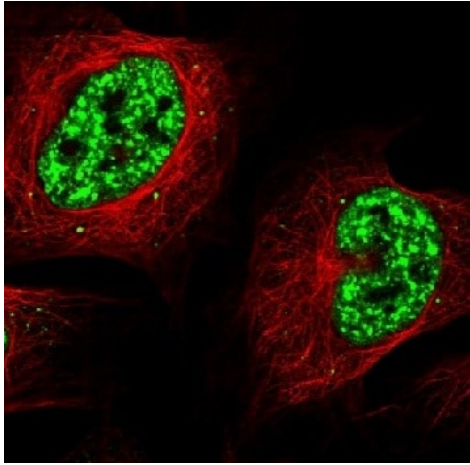
ターゲット情報

機能	Involved in pre-mRNA splicing. May function at or prior to the first catalytic step of splicing at the catalytic center of the spliceosome. May do so by stabilizing the catalytic center or the position of the RNA substrate (By similarity). Binds to RNA.
組織特異性	Expressed in liver, placenta, and white blood cells.
配列類似性	Belongs to the CWC21 family.
翻訳後修飾	Phosphorylated upon DNA damage, probably by ATM or ATR.
細胞内局在	Nucleus speckle.

画像

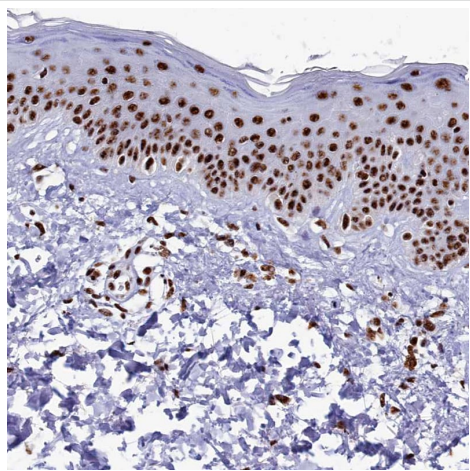


Immunohistochemistry analysis of human small intestine tissue with ab122719 at 1/1000. Heat mediated antigen retrieval performed at pH 6.



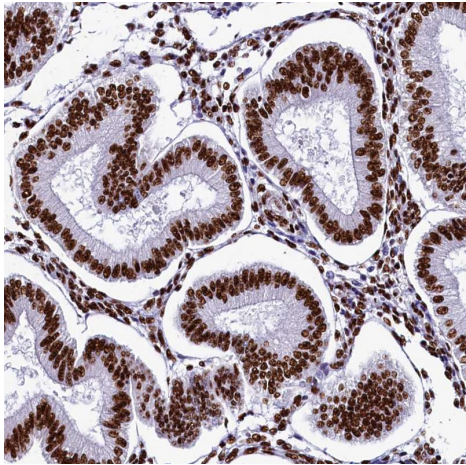
Immunocytochemistry - Anti-SRRM2 antibody
(ab122719)

ab122719, at 4 µg/ml, staining SRRM2 in Human cell line U-2 OS by Immunofluorescence.



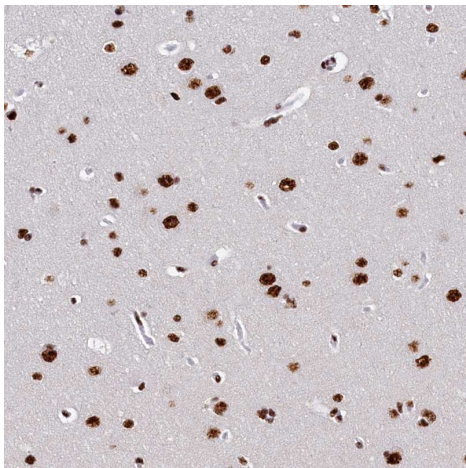
Immunohistochemistry (Formalin/PFA-fixed paraffin-embedded sections) - Anti-SRRM2 antibody
(ab122719)

Immunohistochemistry analysis of human skin tissue with ab122719 at 1/1000. Heat mediated antigen retrieval performed at pH 6.



Immunohistochemistry analysis of human endometrium tissue with ab122719 at 1/1000. Heat mediated antigen retrieval performed at pH 6.

Immunohistochemistry (Formalin/PFA-fixed paraffin-embedded sections) - Anti-SRRM2 antibody (ab122719)



Immunohistochemistry analysis of human cerebral cortex tissue with ab122719 at 1/1000. Heat mediated antigen retrieval performed at pH 6.

Immunohistochemistry (Formalin/PFA-fixed paraffin-embedded sections) - Anti-SRRM2 antibody (ab122719)

Please note: All products are "FOR RESEARCH USE ONLY. NOT FOR USE IN DIAGNOSTIC PROCEDURES"

Our Abpromise to you: Quality guaranteed and expert technical support

- Replacement or refund for products not performing as stated on the datasheet
- Valid for 12 months from date of delivery
- Response to your inquiry within 24 hours
- We provide support in Chinese, English, French, German, Japanese and Spanish
- Extensive multi-media technical resources to help you
- We investigate all quality concerns to ensure our products perform to the highest standards

If the product does not perform as described on this datasheet, we will offer a refund or replacement. For full details of the Abpromise, please visit <https://www.abcam.co.jp/abpromise> or contact our technical team.

Terms and conditions

- Guarantee only valid for products bought direct from Abcam or one of our authorized distributors