



Anti-SRD5A2 antibody ab27469

★★★★★ [1 Abreviews](#) [5 References](#) [画像数 1](#)

製品の概要

製品名	Anti-SRD5A2 antibody
製品の詳細	Goat polyclonal to SRD5A2
由来種	Goat
アプリケーション	適用あり: WB
種交差性	交差種: Human
免疫原	Synthetic peptide: QVQCQQSPVLAG , corresponding to N terminal amino acids 2-13 of Human SRD5A2  Run BLAST with  Run BLAST with
ポジティブ・コントロール	Human testes or prostate lysate.
特記事項	<p>The Life Science industry has been in the grips of a reproducibility crisis for a number of years. Abcam is leading the way in addressing this with our range of recombinant monoclonal antibodies and knockout edited cell lines for gold-standard validation. Please check that this product meets your needs before purchasing.</p> <p>If you have any questions, special requirements or concerns, please send us an inquiry and/or contact our Support team ahead of purchase. Recommended alternatives for this product can be found below, along with publications, customer reviews and Q&As</p>

製品の特性

製品の状態	Liquid
保存方法	Shipped at 4°C. Upon delivery aliquot and store at -20°C. Avoid freeze / thaw cycles.
バッファー	pH: 7.30 Preservative: 0.02% Sodium azide Constituents: Tris buffered saline, 0.5% BSA
精製度	Immunogen affinity purified
特記事項 (精製)	Purified from goat serum by ammonium sulphate precipitation followed by antigen affinity chromatography using the immunizing peptide.
ポリ/モノ	ポリクローナル
アイソタイプ	IgG

アプリケーション

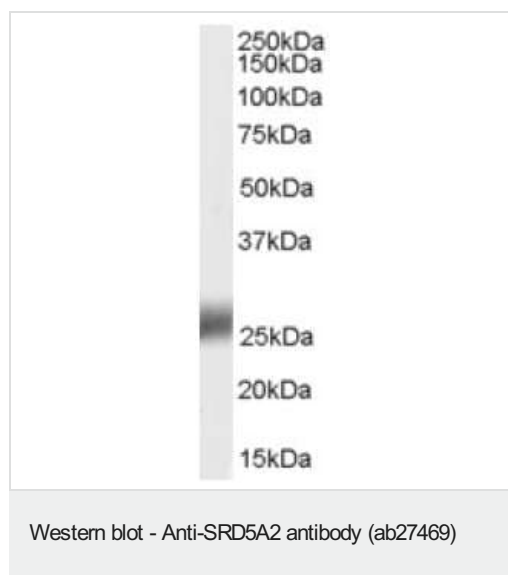
The Abpromise guarantee Abpromise保証は、 次のテスト済みアプリケーションにおけるab27469の使用に適用されます
アプリケーションノートには、推奨の開始希釈率がありますが、適切な希釈率につきましてはご検討ください。

アプリケーション	Abreviews	特記事項
WB		Use a concentration of 0.3 - 1 µg/ml. Detects a band of approximately 26 kDa (predicted molecular weight: 28 kDa). 1 hour primary incubation is recommended for this product.

ターゲット情報

機能	Converts testosterone (T) into 5-alpha-dihydrotestosterone (DHT) and progesterone or corticosterone into their corresponding 5-alpha-3-oxosteroids. It plays a central role in sexual differentiation and androgen physiology.
組織特異性	Expressed in high levels in the prostate and many other androgen-sensitive tissues.
関連疾患	Defects in SRD5A2 are the cause of pseudovaginal perineoscrotal hypospadias (PPSH) [MIM:264600]. A form of male pseudohermaphroditism in which 46,XY males show ambiguous genitalia at birth, including perineal hypospadias and a blind perineal pouch, and develop masculinization at puberty. The name of the disorder stems from the finding of a blind-ending perineal opening resembling a vagina and a severely hypospadiac penis with the urethra opening onto the perineum.
配列類似性	Belongs to the steroid 5-alpha reductase family.
細胞内局在	Microsome membrane. Endoplasmic reticulum membrane.

画像



Anti-SRD5A2 antibody (ab27469) at 0.3 µg/ml + Human testes lysate (35ug protein in RIPA buffer)

Predicted band size: 28 kDa

Observed band size: 26 kDa

Primary incubation was 1 hour. Detected by chemiluminescence.

Please note: All products are "FOR RESEARCH USE ONLY. NOT FOR USE IN DIAGNOSTIC PROCEDURES"

Our Abpromise to you: Quality guaranteed and expert technical support

- Replacement or refund for products not performing as stated on the datasheet
- Valid for 12 months from date of delivery
- Response to your inquiry within 24 hours

- We provide support in Chinese, English, French, German, Japanese and Spanish
- Extensive multi-media technical resources to help you
- We investigate all quality concerns to ensure our products perform to the highest standards

If the product does not perform as described on this datasheet, we will offer a refund or replacement. For full details of the Abpromise, please visit <https://www.abcam.co.jp/abpromise> or contact our technical team.

Terms and conditions

- Guarantee only valid for products bought direct from Abcam or one of our authorized distributors