

Anti-SRD5A1 antibody ab110123

★★★★★ [5 Abreviews](#) [7 References](#) [画像数 3](#)

製品の概要

| | |
|----------|-----------------------------------------------------------------------------------------------------------------------------------------------------------------------------------------------------------------------------------------------------------------------------------------------------------------------------------------------------------------------------------------------------------------------------------------------------------------------------------------------------------------------------------------------------------------------------------------------------------------|
| 製品名 | Anti-SRD5A1 antibody |
| 製品の詳細 | Goat polyclonal to SRD5A1 |
| 由来種 | Goat |
| アプリケーション | 適用あり: ICC/IF, IHC-P 適用なし: WB |
| 種交差性 | 交差種: Rat, Human 交差が予測される動物種: Mouse, Cow, Dog  |
| 免疫原 | Synthetic peptide corresponding to Human SRD5A1 aa 150-250 (internal sequence). Database link: P18405  Run BLAST with  Run BLAST with |
| 特記事項 | <p>The Life Science industry has been in the grips of a reproducibility crisis for a number of years. Abcam is leading the way in addressing this with our range of recombinant monoclonal antibodies and knockout edited cell lines for gold-standard validation. Please check that this product meets your needs before purchasing.</p> <p>If you have any questions, special requirements or concerns, please send us an inquiry and/or contact our Support team ahead of purchase. Recommended alternatives for this product can be found below, along with publications, customer reviews and Q&As</p> |

製品の特性

| | |
|--------|--------------------------------------------------------------------------------------------------------|
| 製品の状態 | Liquid |
| 保存方法 | Shipped at 4°C. Store at +4°C short term (1-2 weeks). Upon delivery aliquot. Store at -20°C long term. |
| バッファー | pH: 7.30 Preservative: 0.02% Sodium azide Constituents: Tris buffered saline, 0.5% BSA |
| 精製度 | Immunogen affinity purified |
| ポリ/モノ | ポリクローナル |
| アイソタイプ | IgG |

アプリケーション

The Abpromise guarantee Abpromise保証は、次のテスト済みアプリケーションにおけるab110123の使用に適用されます
アプリケーションノートには、推奨の開始希釈率がありますが、適切な希釈率につきましてはご検討ください。

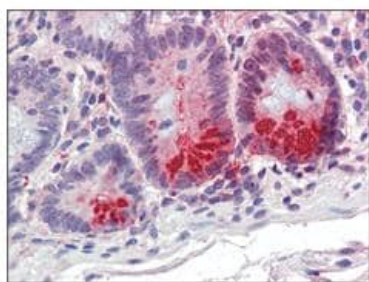
| アプリケーション | Abreviews | 特記事項 |
|----------|-----------|---------------------------------------------------------------------------------------------------------------------------------------------------------------------------------------------------------------------------------------------------------------------------------------------------------------------------------------------------------------------------------------------------------------------------------------------|
| ICC/IF | ★★★★☆ (3) | Use at an assay dependent concentration. |
| IHC-P | ★★★★★ (1) | Use a concentration of 3.75 µg/ml. ab110123 was validated for use in Immunohistochemistry on a panel of 21 formalin fixed, paraffin embedded Human tissues after heat induced antigen retrieval in pH 6.0 citrate buffer. After incubation with the primary antibody, slides were incubated with a biotinylated Goat IgG secondary antibody, followed by alkaline phosphatase-streptavidin and chromogen. The stained slides were evaluated |

追加情報 Is unsuitable for WB.

ターゲット情報

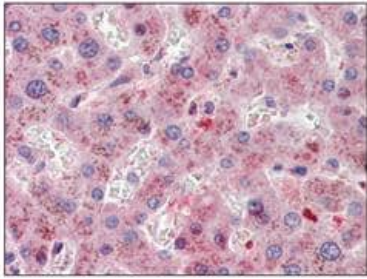
| | |
|--------------|----------------------------------------------------------------------------------------------------------------------------------------------------------------------------------------------------------------------|
| 機能 | Converts testosterone into 5-alpha-dihydrotestosterone and progesterone or corticosterone into their corresponding 5-alpha-3-oxosteroids. It plays a central role in sexual differentiation and androgen physiology. |
| 組織特異性 | Liver and prostate (at a low level). |
| 配列類似性 | Belongs to the steroid 5-alpha reductase family. |
| 細胞内局在 | Microsome membrane. Endoplasmic reticulum membrane. |

画像



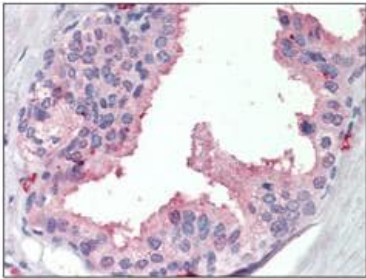
Immunohistochemical analysis of SRD5A1 expression in formalin fixed, paraffin embedded Human small intestine, using ab110123 at 3.75 µg/ml.

Immunohistochemistry (Formalin/PFA-fixed paraffin-embedded sections) - Anti-SRD5A1 antibody (ab110123)



Immunohistochemical analysis of SRD5A1 expression in formalin fixed, paraffin embedded Human liver, using ab110123 at 3.75 µg/ml.

Immunohistochemistry (Formalin/PFA-fixed paraffin-embedded sections) - Anti-SRD5A1 antibody (ab110123)



Immunohistochemical analysis of SRD5A1 expression in formalin fixed, paraffin embedded Human prostate, using ab110123 at 3.75 µg/ml.

Immunohistochemistry (Formalin/PFA-fixed paraffin-embedded sections) - Anti-SRD5A1 antibody (ab110123)

Please note: All products are "FOR RESEARCH USE ONLY. NOT FOR USE IN DIAGNOSTIC PROCEDURES"

Our Abpromise to you: Quality guaranteed and expert technical support

- Replacement or refund for products not performing as stated on the datasheet
- Valid for 12 months from date of delivery
- Response to your inquiry within 24 hours
- We provide support in Chinese, English, French, German, Japanese and Spanish
- Extensive multi-media technical resources to help you
- We investigate all quality concerns to ensure our products perform to the highest standards

If the product does not perform as described on this datasheet, we will offer a refund or replacement. For full details of the Abpromise, please visit <https://www.abcam.co.jp/abpromise> or contact our technical team.

Terms and conditions

- Guarantee only valid for products bought direct from Abcam or one of our authorized distributors