



# Anti-SPACA3 antibody ab121768

画像数 2

### 製品の概要

製品名	Anti-SPACA3 antibody
製品の詳細	Rabbit polyclonal to SPACA3
由来種	Rabbit
アプリケーション	<b>適用あり:</b> IHC-P, WB
種交差性	<b>交差種:</b> Human
免疫原	antigen sequence: TNNGIFQINS RRWC SNLTPN VPNVCRMYCS DLLNP NLKDT VICAMKITQE PQGLGYWEAW RHHCQ GKDLT EWVDGCDF, corresponding to amino acids 138-215 of Human SPACA3. <div>  <a href="#">Run BLAST with Expasy</a>  <a href="#">Run BLAST with NCBI</a> </div>
ポジティブ・コントロール	Human testis tissue.
特記事項	<p>The Life Science industry has been in the grips of a reproducibility crisis for a number of years. Abcam is leading the way in addressing this with our range of recombinant monoclonal antibodies and knockout edited cell lines for gold-standard validation. Please check that this product meets your needs before purchasing.</p> <p>If you have any questions, special requirements or concerns, please send us an inquiry and/or contact our Support team ahead of purchase. Recommended alternatives for this product can be found below, along with publications, customer reviews and Q&amp;As</p>

### 製品の特性

製品の状態	Liquid
保存方法	Shipped at 4°C. Upon delivery aliquot and store at -20°C. Avoid freeze / thaw cycles.
バッファー	pH: 7.20 Preservative: 0.02% Sodium azide Constituents: 40% Glycerol (glycerin, glycerine), 59% PBS
精製度	Immunogen affinity purified
ポリ/モノ	ポリクローナル
アイソタイプ	IgG

### アプリケーション

## The Abpromise guarantee

**Abpromise保証は、**次のテスト済みアプリケーションにおけるab121768の使用に適用されます

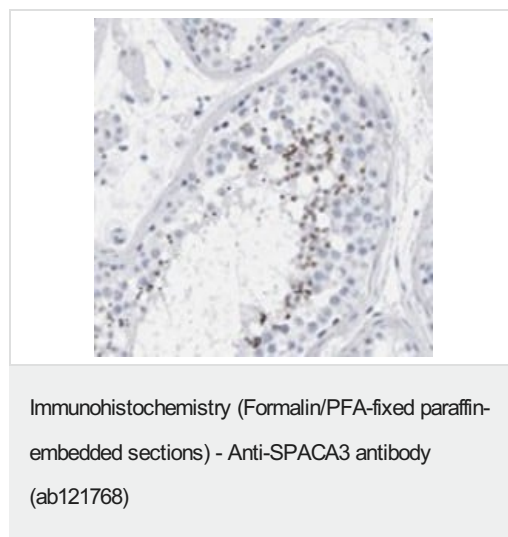
アプリケーションノートには、推奨の開始希釈率がありますが、適切な希釈率につきましてはご検討ください。

アプリケーション	Abreviews	特記事項
IHC-P		1/2500 - 1/5000. Perform heat mediated antigen retrieval with citrate buffer pH 6 before commencing with IHC staining protocol.
WB		Use a concentration of 0.04 - 0.4 µg/ml.

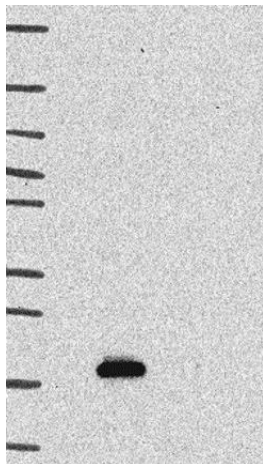
## ターゲット情報

機能	Sperm surface membrane protein that may be involved in sperm-egg plasma membrane adhesion and fusion during fertilization. It could be a potential receptor for the egg oligosaccharide residue N-acetylglucosamine, which is present in the extracellular matrix over the egg plasma membrane. The processed form has no detectable bacteriolytic activity in vitro.
組織特異性	The processed form is expressed in sperm (at protein level). Expressed in testis, epididymis and placenta.
配列類似性	Belongs to the glycosyl hydrolase 22 family.
翻訳後修飾	The processed form derives from the membrane form by proteolytic processing.
細胞内局在	Secreted and Cytoplasmic vesicle > secretory vesicle > acrosome membrane. Anterior acrosome in non-capacitated spermatozoa and retained in the equatorial segment and in the luminal face of both the inner and outer acrosomal membranes following capacitation and the acrosome reaction.

## 画像



ab121768 at a 1/2500 dilution staining SPACA3 in paraffin embedded Human testis tissue by Immunohistochemistry.



Western blot - Anti-SPACA3 antibody (ab121768)

Lane 1: Marker [kDa] 250; 130; 95; 72; 55; 36; 28; 17; 10  
 Lane 2: Negative control (vector only transfected HEK293T lysate)  
 Lane 3: Over-expression Lysate (Co-expressed with a C-terminal myc-DDK tag (~3.1 kDa) in mammalian HEK293T cells. Lane 1: Marker [kDa] 250; 130; 95; 72; 55; 36; 28; 17; 10  
 Lane 2: Negative control (vector only transfected HEK293T lysate)  
 Lane 3: Over-expression Lysate (Co-expressed with a C-terminal myc-DDK tag (~3.1 kDa) in mammalian HEK293T cells.

**Please note:** All products are "FOR RESEARCH USE ONLY. NOT FOR USE IN DIAGNOSTIC PROCEDURES"

### Our Abpromise to you: Quality guaranteed and expert technical support

- Replacement or refund for products not performing as stated on the datasheet
- Valid for 12 months from date of delivery
- Response to your inquiry within 24 hours
- We provide support in Chinese, English, French, German, Japanese and Spanish
- Extensive multi-media technical resources to help you
- We investigate all quality concerns to ensure our products perform to the highest standards

If the product does not perform as described on this datasheet, we will offer a refund or replacement. For full details of the Abpromise, please visit <https://www.abcam.co.jp/abpromise> or contact our technical team.

### Terms and conditions

- Guarantee only valid for products bought direct from Abcam or one of our authorized distributors