






Anti-SOX18 antibody ab66145

2 References **画像数 1**

製品の概要

製品名	Anti-SOX18 antibody
製品の詳細	Mouse polyclonal to SOX18
由来種	Mouse
アプリケーション	適用あり: WB
種交差性	交差種: Recombinant fragment 交差が予測される動物種: Mouse, Rat, Cow, Rhesus monkey 
免疫原	Recombinant fragment with tag: EPGRYGLSPA GRGERQAADE SRIRRP MNAF MVWAKDERKR LAQQNPDLHN AVLSKMLGKA WKELNAAEKR PFVEEAERLR VQHRLRDHP, corresponding to amino acids 63-151 of Human SOX18  Run BLAST with   Run BLAST with 
ポジティブ・コントロール	Partial recombinant tagged SOX18.
特記事項	<p>The Life Science industry has been in the grips of a reproducibility crisis for a number of years. Abcam is leading the way in addressing this with our range of recombinant monoclonal antibodies and knockout edited cell lines for gold-standard validation. Please check that this product meets your needs before purchasing.</p> <p>If you have any questions, special requirements or concerns, please send us an inquiry and/or contact our Support team ahead of purchase. Recommended alternatives for this product can be found below, along with publications, customer reviews and Q&As</p>

製品の特性

製品の状態	Liquid
保存方法	Shipped at 4°C. Upon delivery aliquot and store at -20°C. Avoid freeze / thaw cycles.
バッファー	Constituents: Whole serum, 50% Glycerol (glycerin, glycerine)
精製度	Whole antiserum
ポリ/モノ	ポリクローナル
アイソタイプ	IgG

アプリケーション

The Abpromise guarantee **Abpromise保証は、次のテスト済みアプリケーションにおけるab66145の使用に適用されます**
 アプリケーションノートには、推奨の開始希釈率がありますが、適切な希釈率につきましてはご確認ください。

アプリケーション	Abreviews	特記事項
WB		

追加情報

ELISA: Use at an assay dependent dilution.
 WB: 1/1000 - 1/2500. Predicted molecular weight: 41 kDa.

This antibody has only been tested in WB against the recombinant fragment used as immunogen.
 We have no data on the detection of endogenous protein.

Not yet tested in other applications.
 Optimal dilutions/concentrations should be determined by the end user.

ターゲット情報

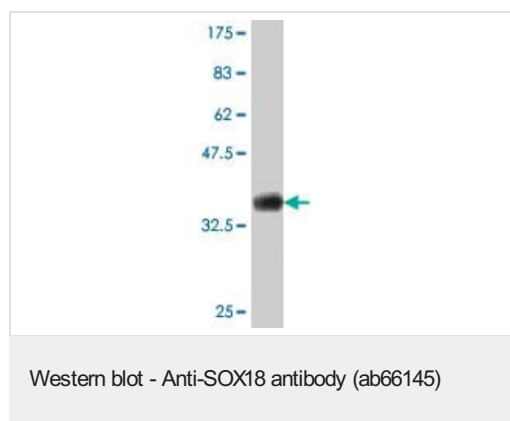
機能 Binds to the consensus sequence 5'-AACAAAG-3' and is able to trans-activate transcription via this site.

関連疾患 Defects in SOX18 are the cause of hypotrichosis-lymphedema-telangiectasia syndrome (HLTS) [MIM:607823].

配列類似性 Contains 1 HMG box DNA-binding domain.
 Contains 1 Sox C-terminal domain.

細胞内局在 Nucleus.

画像



Western blot against tagged recombinant protein immunogen using ab66145 SOX18 antibody at 1/1000 dilution. Predicted band size of immunogen is 36 kDa.

Please note: All products are "FOR RESEARCH USE ONLY. NOT FOR USE IN DIAGNOSTIC PROCEDURES"

Our Abpromise to you: Quality guaranteed and expert technical support

- Replacement or refund for products not performing as stated on the datasheet

- Valid for 12 months from date of delivery
- Response to your inquiry within 24 hours
- We provide support in Chinese, English, French, German, Japanese and Spanish
- Extensive multi-media technical resources to help you
- We investigate all quality concerns to ensure our products perform to the highest standards

If the product does not perform as described on this datasheet, we will offer a refund or replacement. For full details of the Abpromise, please visit <https://www.abcam.co.jp/abpromise> or contact our technical team.

Terms and conditions

- Guarantee only valid for products bought direct from Abcam or one of our authorized distributors