


Anti-SOX13 antibody ab96776

2 References [画像数 2](#)

医薬用外劇物

製品の概要

製品名	Anti-SOX13 antibody
製品の詳細	Rabbit polyclonal to SOX13
由来種	Rabbit
アプリケーション	適用あり: WB, ICC/IF
種交差性	交差種: Human 交差が予測される動物種: Mouse, Rat 
免疫原	Recombinant fragment containing a sequence corresponding to a region within amino acids 75-490 of Human SOX13 (NP_005677).
ポジティブ・コントロール	Molt-4 whole cell lysate; HeLa cells; 293T and A431 cell lines
特記事項	<p>The Life Science industry has been in the grips of a reproducibility crisis for a number of years. Abcam is leading the way in addressing this with our range of recombinant monoclonal antibodies and knockout edited cell lines for gold-standard validation. Please check that this product meets your needs before purchasing.</p> <p>If you have any questions, special requirements or concerns, please send us an inquiry and/or contact our Support team ahead of purchase. Recommended alternatives for this product can be found below, along with publications, customer reviews and Q&As</p>

製品の特性

製品の状態	Liquid
保存方法	Shipped at 4°C. Upon delivery aliquot. Store at -20°C or -80°C. Avoid freeze / thaw cycle.
バッファー	pH: 7.00 Preservative: 0.01% Thimerosal (merthiolate) Constituents: 1.21% Tris, 0.75% Glycine, 10% Glycerol (glycerin, glycerine)
精製度	Immunogen affinity purified
ポリ/モノ	ポリクローナル
アイソタイプ	IgG

アプリケーション

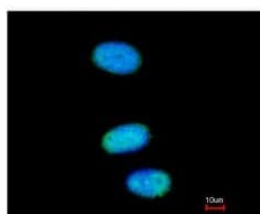
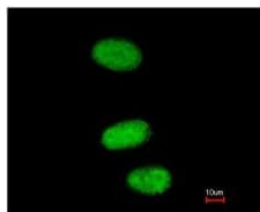
The Abpromise guarantee Abpromise保証は、 次のテスト済みアプリケーションにおけるab96776の使用に適用されます
アプリケーションノートには、推奨の開始希釈率がありますが、適切な希釈率につきましてはご確認ください。

アプリケーション	Abreviews	特記事項
WB		1/500 - 1/3000. Predicted molecular weight: 69 kDa.
ICC/IF		1/100 - 1/200.

ターゲット情報

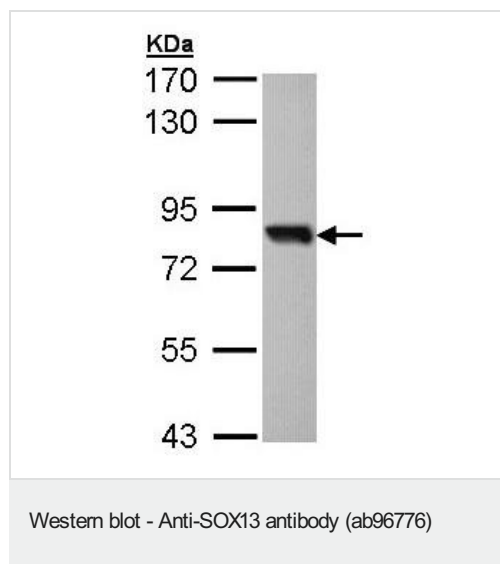
機能	Binds to the sequence 5'-AACAAAT-3'.
組織特異性	Highly expressed in kidney, lung, and liver and low expression in thymus, brain, spleen, and muscle.
配列類似性	Contains 1 HMG box DNA-binding domain.
細胞内局在	Nucleus.

画像



Immunofluorescence analysis of SOX13 in paraformaldehyde-fixed HeLa cells, using ab96776 at 1/200 dilution (top image) and merged with DNA probe (bottom image).

Immunocytochemistry/ Immunofluorescence - Anti-SOX13 antibody (ab96776)



Anti-SOX13 antibody (ab96776) at 1/1000 dilution + Molt-4 whole cell lysate at 30 µg

Predicted band size: 69 kDa

7.5% SDS-PAGE

Please note: All products are "FOR RESEARCH USE ONLY. NOT FOR USE IN DIAGNOSTIC PROCEDURES"

Our Abpromise to you: Quality guaranteed and expert technical support

- Replacement or refund for products not performing as stated on the datasheet
- Valid for 12 months from date of delivery
- Response to your inquiry within 24 hours
- We provide support in Chinese, English, French, German, Japanese and Spanish
- Extensive multi-media technical resources to help you
- We investigate all quality concerns to ensure our products perform to the highest standards

If the product does not perform as described on this datasheet, we will offer a refund or replacement. For full details of the Abpromise, please visit <https://www.abcam.co.jp/abpromise> or contact our technical team.

Terms and conditions

- Guarantee only valid for products bought direct from Abcam or one of our authorized distributors