




### Anti-SNX12 antibody ab113619

画像数 2

#### 製品の概要

製品名	Anti-SNX12 antibody
製品の詳細	Goat polyclonal to SNX12
由来種	Goat
アプリケーション	適用あり: IHC-P
種交差性	交差種: Human 交差が予測される動物種: Mouse, Chicken, Cow, Pig, Zebrafish 
免疫原	Synthetic peptide: AIDRNYVPGKVRQ by a Cysteine residue linker, corresponding to C terminal amino acids 150-162 of Human SNX12, isoform 2. <div>  <a href="#">Run BLAST with</a>  <a href="#">Run BLAST with</a> </div>
ポジティブ・コントロール	Human breast and liver tissues.
特記事項	<p>The Life Science industry has been in the grips of a reproducibility crisis for a number of years. Abcam is leading the way in addressing this with our range of recombinant monoclonal antibodies and knockout edited cell lines for gold-standard validation. Please check that this product meets your needs before purchasing.</p> <p>If you have any questions, special requirements or concerns, please send us an inquiry and/or contact our Support team ahead of purchase. Recommended alternatives for this product can be found below, along with publications, customer reviews and Q&amp;As</p>

#### 製品の特性

製品の状態	Liquid
保存方法	Shipped at 4°C. Store at -20°C.
バッファー	pH: 7.30 Preservative: 0.02% Sodium azide Constituents: 0.5% BSA, 99% Tris buffered saline
精製度	Protein G purified
ポリ/モノ	ポリクローナル
アイソタイプ	IgG

## アプリケーション

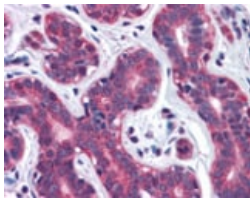
**The Abpromise guarantee**      **Abpromise保証は、** 次のテスト済みアプリケーションにおけるab113619の使用に適用されます  
アプリケーションノートには、推奨の開始希釈率がありますが、適切な希釈率につきましてはご検討ください。

アプリケーション	Abreviews	特記事項
IHC-P		Use a concentration of 3.75 µg/ml.

## ターゲット情報

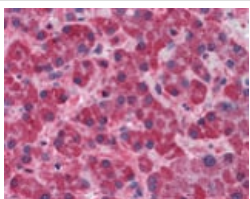
機能	May be involved in several stages of intracellular trafficking.
配列類似性	Belongs to the sorting nexin family. Contains 1 PX (phox homology) domain.
ドメイン	The PX domain mediates interaction with membranes enriched in phosphatidylinositol 3-phosphate.
細胞内局在	Membrane.

## 画像



ab113619 at 3.75ug/ml staining SNX12 in Formalin-fixed, Paraffin-embedded Human breast tissue by Immunohistochemistry.

Immunohistochemistry (Formalin/PFA-fixed paraffin-embedded sections) - Anti-SNX12 antibody (ab113619)



ab113619 at 3.75ug/ml staining SNX12 in Formalin-fixed, Paraffin-embedded Human liver tissue by Immunohistochemistry.

Immunohistochemistry (Formalin/PFA-fixed paraffin-embedded sections) - Anti-SNX12 antibody (ab113619)

**Please note:** All products are "FOR RESEARCH USE ONLY. NOT FOR USE IN DIAGNOSTIC PROCEDURES"

**Our Abpromise to you: Quality guaranteed and expert technical support**

- Replacement or refund for products not performing as stated on the datasheet
- Valid for 12 months from date of delivery
- Response to your inquiry within 24 hours
- We provide support in Chinese, English, French, German, Japanese and Spanish
- Extensive multi-media technical resources to help you
- We investigate all quality concerns to ensure our products perform to the highest standards

If the product does not perform as described on this datasheet, we will offer a refund or replacement. For full details of the Abpromise, please visit <https://www.abcam.co.jp/abpromise> or contact our technical team.

#### **Terms and conditions**

---

- Guarantee only valid for products bought direct from Abcam or one of our authorized distributors