


Anti-SNTB2 antibody ab96295

面格粉?

医薬用外劇物

製品の概要

製品名	Anti-SNTB2 antibody
製品の詳細	Rabbit polyclonal to SNTB2
由来種	Rabbit
アプリケーション	適用あり: WB, IHC-P
種交差性	交差種: Human 交差が予測される動物種: Mouse, Rat, Cow, Monkey 
免疫原	Recombinant fragment, corresponding to a region within amino acids 174 - 538 of Human SNTB2
ポジティブ・コントロール	293T, A431, H1299, HeLa, HepG2 and Raji cells. OVCAR3 xenograft.
特記事項	<p>The Life Science industry has been in the grips of a reproducibility crisis for a number of years. Abcam is leading the way in addressing this with our range of recombinant monoclonal antibodies and knockout edited cell lines for gold-standard validation. Please check that this product meets your needs before purchasing.</p> <p>If you have any questions, special requirements or concerns, please send us an inquiry and/or contact our Support team ahead of purchase. Recommended alternatives for this product can be found below, along with publications, customer reviews and Q&As</p>

製品の特性

製品の状態	Liquid
保存方法	Shipped at 4°C. Upon delivery aliquot and store at -20°C or -80°C. Avoid repeated freeze / thaw cycles.
バッファー	pH: 7.00 Preservative: 0.01% Thimerosal (merthiolate) Constituents: 1.21% Tris, 0.75% Glycine, 10% Glycerol (glycerin, glycerine)
精製度	Immunogen affinity purified
ポリ/モノ	ポリクローナル
アイソタイプ	IgG

アプリケーション


The Abpromise guarantee **Abpromise保証は、** 次のテスト済みアプリケーションにおけるab96295の使用に適用されます
アプリケーションノートには、推奨の開始希釈率がありますが、適切な希釈率につきましてはご確認ください。

アプリケーション	Abreviews	特記事項
WB		1/500 - 1/3000. Predicted molecular weight: 58 kDa.
IHC-P		1/100 - 1/500.

ターゲット情報

機能	Adapter protein that binds to and probably organizes the subcellular localization of a variety of membrane proteins. May link various receptors to the actin cytoskeleton and the dystrophin glycoprotein complex. May play a role in the regulation of secretory granules via its interaction with PTPRN.
組織特異性	Ubiquitous. Isoform 1 is the predominant isoform. Weak level of isoform 2 is present in all tested tissues, except in liver and heart where it is highly expressed.
配列類似性	Belongs to the syntrophin family. Contains 1 PDZ (DHR) domain. Contains 2 PH domains. Contains 1 SU (syntrophin unique) domain.
ドメイン	The PH 1 domain mediates the oligomerization in a calcium dependent manner. The PDZ domain binds to the last three or four amino acids of ion channels and receptor proteins. The association with dystrophin or related proteins probably leaves the PDZ domain available to recruit proteins to the membrane. The SU domain binds calmodulin in a calcium-dependent manner.
翻訳後修飾	Phosphorylated. Partially dephosphorylated upon insulin stimulation.
細胞内局在	Membrane. Cytoplasmic vesicle > secretory vesicle membrane. Cell junction. Cytoplasm > cytoskeleton. Membrane-associated. In muscle, it is exclusively localized at the neuromuscular junction (By similarity). In insulinoma cell line, it is enriched in secretory granules.

画像

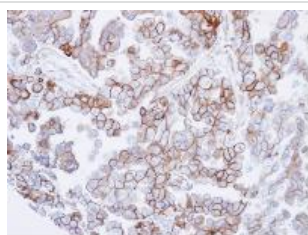


Western blot - Anti-SNTB2 antibody (ab96295)

Anti-SNTB2 antibody (ab96295) at 1/3000 dilution + HepG2 whole cell lysate at 30 µg

Predicted band size: 58 kDa

7.5% SDS PAGE



Immunohistochemistry (Formalin/PFA-fixed paraffin-embedded sections) - Anti-SNTB2 antibody (ab96295)

ab96295, at 1/500 dilution, staining SNTB2 in paraffin-embedded OVCAR3 xenograft

Please note: All products are "FOR RESEARCH USE ONLY. NOT FOR USE IN DIAGNOSTIC PROCEDURES"

Our Abpromise to you: Quality guaranteed and expert technical support

- Replacement or refund for products not performing as stated on the datasheet
- Valid for 12 months from date of delivery
- Response to your inquiry within 24 hours
- We provide support in Chinese, English, French, German, Japanese and Spanish
- Extensive multi-media technical resources to help you
- We investigate all quality concerns to ensure our products perform to the highest standards

If the product does not perform as described on this datasheet, we will offer a refund or replacement. For full details of the Abpromise, please visit <https://www.abcam.co.jp/abpromise> or contact our technical team.

Terms and conditions

- Guarantee only valid for products bought direct from Abcam or one of our authorized distributors