




# Anti-SMAD9 antibody ab48011

**1 References**   [画像数 1](#)

### 製品の概要

製品名	Anti-SMAD9 antibody
製品の詳細	Goat polyclonal to SMAD9
由来種	Goat
特異性	Not expected to crossreact with SMAD1 or SMAD5.
アプリケーション	<b>適用あり:</b> WB
種交差性	<b>交差種:</b> Human <b>交差が予測される動物種:</b> Mouse, Rat, Chicken, Dog 
免疫原	Synthetic peptide: C-HSEPLMPHNATYPD , corresponding to internal sequence amino acids 166-179 of Human SMAD9. <div>  <a href="#">Run BLAST with</a>  <a href="#">Run BLAST with</a> </div>
ポジティブ・コントロール	Human skin lysate.
特記事項	<p>The Life Science industry has been in the grips of a reproducibility crisis for a number of years. Abcam is leading the way in addressing this with our range of recombinant monoclonal antibodies and knockout edited cell lines for gold-standard validation. Please check that this product meets your needs before purchasing.</p> <p>If you have any questions, special requirements or concerns, please send us an inquiry and/or contact our Support team ahead of purchase. Recommended alternatives for this product can be found below, along with publications, customer reviews and Q&amp;As</p>

### 製品の特性

製品の状態	Liquid
保存方法	Shipped at 4°C. Upon delivery aliquot and store at -20°C or -80°C. Avoid repeated freeze / thaw cycles.
バッファー	pH: 7.30 Preservative: 0.02% Sodium azide Constituents: 0.05% Tris buffered saline, 0.5% BSA
精製度	Immunogen affinity purified
特記事項 (精製)	Purified from goat serum by ammonium sulphate precipitation followed by antigen affinity chromatography using the immunizing peptide.

ポリ/モノ                      ポリクローナル  
アイソタイプ                      IgG

## アプリケーション

**The Abpromise guarantee**                      **Abpromise保証は、** 次のテスト済みアプリケーションにおけるab48011の使用に適用されます  
アプリケーションノートには、推奨の開始希釈率がありますが、適切な希釈率につきましてはご検討ください。

アプリケーション	Abreviews	特記事項
WB		Use a concentration of 0.3 - 1 µg/ml. Detects a band of approximately 50 kDa (predicted molecular weight: 52 kDa). 1 hour primary incubation is recommended for this product.

## ターゲット情報

**機能**                      Transcriptional modulator activated by BMP (bone morphogenetic proteins) type 1 receptor kinase. SMAD9 is a receptor-regulated SMAD (R-SMAD).

**組織特異性**                      Expressed in heart, brain, placenta, lung, skeletal muscle, prostate, testis, ovary and small intestine. Also expressed in fetal brain, lung and kidney.

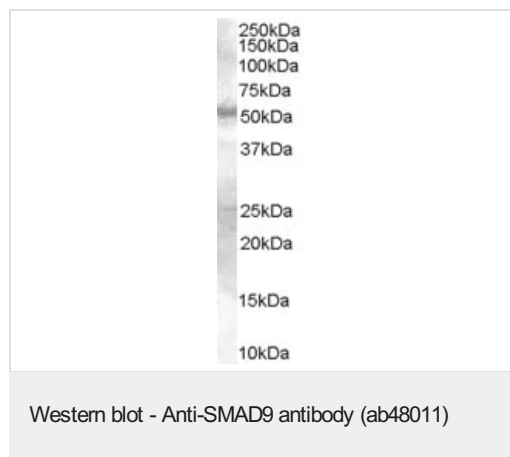
**関連疾患**                      Pulmonary hypertension, primary, 2

**配列類似性**                      Belongs to the dwarfin/SMAD family.  
Contains 1 MH1 (MAD homology 1) domain.  
Contains 1 MH2 (MAD homology 2) domain.

**翻訳後修飾**                      Phosphorylated on serine by BMP (bone morphogenetic proteins) type 1 receptor kinase.

**細胞内局在**                      Cytoplasm. Nucleus. In the cytoplasm in the absence of ligand. Migration to the nucleus when complexed with SMAD4.

## 画像



Anti-SMAD9 antibody (ab48011) at 0.3 µg/ml + Human Skin lysate  
in RIPA buffer at 35 µg

Developed using the ECL technique.

**Predicted band size:** 52 kDa

**Observed band size:** 50 kDa

**Please note:** All products are "FOR RESEARCH USE ONLY. NOT FOR USE IN DIAGNOSTIC PROCEDURES"

### **Our Abpromise to you: Quality guaranteed and expert technical support**

---

- Replacement or refund for products not performing as stated on the datasheet
- Valid for 12 months from date of delivery
- Response to your inquiry within 24 hours
  
- We provide support in Chinese, English, French, German, Japanese and Spanish
- Extensive multi-media technical resources to help you
- We investigate all quality concerns to ensure our products perform to the highest standards

If the product does not perform as described on this datasheet, we will offer a refund or replacement. For full details of the Abpromise, please visit <https://www.abcam.co.jp/abpromise> or contact our technical team.

### **Terms and conditions**

---

- Guarantee only valid for products bought direct from Abcam or one of our authorized distributors