

Anti-Serum Amyloid P/SAP antibody [EP1018Y] ab45151

リコンビナント **RabMAb**

★★★★★ **3 Abreviews** **11 References** 画像数 4

製品の概要

製品名	Anti-Serum Amyloid P/SAP antibody [EP1018Y]
製品の詳細	Rabbit monoclonal [EP1018Y] to Serum Amyloid P/SAP
由来種	Rabbit
アプリケーション	適用あり: WB, IHC-P
種交差性	交差種: Human
免疫原	Synthetic peptide within Human Serum Amyloid P/SAP aa 1 to the C-terminus (N terminal). The exact sequence is proprietary.
ポジティブ・コントロール	WB: Human serum; Human liver lysate. IHC-P: Human endometrial carcinoma tissue.
特記事項	<p>This product is a recombinant monoclonal antibody, which offers several advantages including:</p> <ul style="list-style-type: none"> - High batch-to-batch consistency and reproducibility - Improved sensitivity and specificity - Long-term security of supply - Animal-free production <p>For more information see here.</p> <p>Our RabMAb[®] technology is a patented hybridoma-based technology for making rabbit monoclonal antibodies. For details on our patents, please refer to RabMAb[®] patents.</p> <p>Mouse, Rat: We have preliminary internal testing data to indicate this antibody may not react with these species. Please contact us for more information.</p>

製品の特性

製品の状態	Liquid
保存方法	Shipped at 4°C. Store at +4°C short term (1-2 weeks). Upon delivery aliquot. Store at -20°C. Avoid freeze / thaw cycle.
バッファー	<p>pH: 7.20</p> <p>Preservative: 0.01% Sodium azide</p> <p>Constituents: 49% PBS, 40% Glycerol (glycerin, glycerine), 0.21% BSA</p>
精製度	Protein A purified
ポリ/モノ	モノクローナル

クローン名 EP1018Y
アイソタイプ IgG

アプリケーション

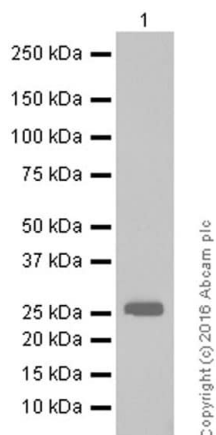
The Abpromise guarantee Abpromise保証は、 次のテスト済みアプリケーションにおけるab45151の使用に適用されます
アプリケーションノートには、推奨の開始希釈率がありますが、適切な希釈率につきましてはご検討ください。

アプリケーション	Abreviews	特記事項
WB	★★★★★ (2)	1/5000. Detects a band of approximately 25 kDa (predicted molecular weight: 25 kDa).
IHC-P		1/50 - 1/250. Perform heat mediated antigen retrieval with citrate buffer pH 6 before commencing with IHC staining protocol. Enzymatic antigen retrieval (using protease) also has been found to work and may achieve better results

ターゲット情報

機能	Can interact with DNA and histones and may scavenge nuclear material released from damaged circulating cells. May also function as a calcium-dependent lectin.
組織特異性	Found in serum and urine.
関連疾患	Note=SAP is a precursor of amyloid component P which is found in basement membrane and associated with amyloid deposits.
配列類似性	Belongs to the pentaxin family. Contains 1 pentaxin domain.
翻訳後修飾	N-glycosylated with a complex biantennary oligosaccharide chain with a sialic acid at the end (disialo-SAP). Monosialo-SAP as well as asialo-SAP are also detected (PubMed:15174148).
細胞内局在	Secreted.

画像



Western blot - Anti-Serum Amyloid P/SAP antibody [EP1018Y] (ab45151)

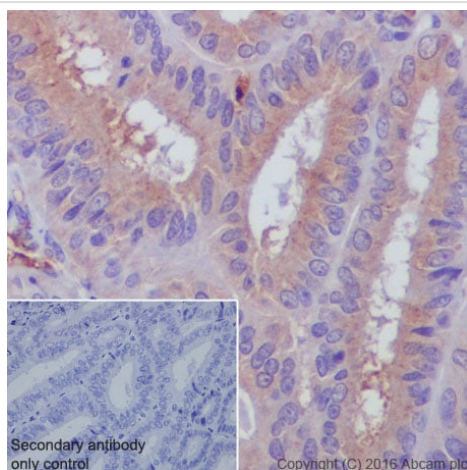
Anti-Serum Amyloid P/SAP antibody [EP1018Y] (ab45151) at 1/10000 dilution + Human serum at 15 µg

Secondary

Goat Anti-Rabbit IgG H&L (HRP) ([ab97051](#)) at 1/100000 dilution

Predicted band size: 25 kDa

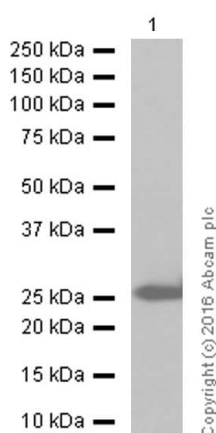
Diluting and blocking buffer: 5% NFDM /TBST



Immunohistochemistry (Formalin/PFA-fixed paraffin-embedded sections) - Anti-Serum Amyloid P/SAP antibody [EP1018Y] (ab45151)

ab45151 staining Serum Amyloid P/SAP in human endometrial carcinoma tissue sections by Immunohistochemistry (IHC-P - paraformaldehyde-fixed, paraffin-embedded sections). Tissue was fixed with paraformaldehyde and antigen retrieval was by heat mediation in a EDTA buffer. Samples were incubated with primary antibody at a dilution of 1/50. A goat anti-rabbit IgG H&L (HRP) [ab97051](#) was used as the secondary antibody at 1/500.

Negative control 1: PBS in place of primary antibody.



Western blot - Anti-Serum Amyloid P/SAP antibody [EP1018Y] (ab45151)

Anti-Serum Amyloid P/SAP antibody [EP1018Y] (ab45151) at 1/5000 dilution + Human liver at 20 µg

Secondary

Anti-Rabbit IgG (HRP), specific to the non-reduced form of IgG at 1/2000 dilution

Predicted band size: 25 kDa

Blocking and diluting buffer: 5% NFDM /TBST

Why choose a recombinant antibody?



Research with confidence
Consistent and reproducible results



Long-term and scalable supply
Recombinant technology



Success from the first experiment
Confirmed specificity



Ethical standards compliant
Animal-free production

Anti-Serum Amyloid P/SAP antibody [EP1018Y]
(ab45151)

Please note: All products are "FOR RESEARCH USE ONLY. NOT FOR USE IN DIAGNOSTIC PROCEDURES"

Our Abpromise to you: Quality guaranteed and expert technical support

- Replacement or refund for products not performing as stated on the datasheet
- Valid for 12 months from date of delivery
- Response to your inquiry within 24 hours
- We provide support in Chinese, English, French, German, Japanese and Spanish
- Extensive multi-media technical resources to help you
- We investigate all quality concerns to ensure our products perform to the highest standards

If the product does not perform as described on this datasheet, we will offer a refund or replacement. For full details of the Abpromise, please visit <https://www.abcam.co.jp/abpromise> or contact our technical team.

Terms and conditions

- Guarantee only valid for products bought direct from Abcam or one of our authorized distributors