


Anti-SCARA5 antibody ab118894

[7 References](#) [画像数 2](#)

製品の概要

製品名	Anti-SCARA5 antibody
製品の詳細	Rabbit polyclonal to SCARA5
由来種	Rabbit
アプリケーション	適用あり: ICC, ELISA, WB, IHC-P
種交差性	交差種: Human 交差が予測される動物種: Mouse 
免疫原	17 amino acid synthetic peptide near the carboxy terminus of Human SCARA5.
ポジティブ・コントロール	Human Small Intestine tissue; Human liver tissue lysate.
特記事項	<p>The Life Science industry has been in the grips of a reproducibility crisis for a number of years. Abcam is leading the way in addressing this with our range of recombinant monoclonal antibodies and knockout edited cell lines for gold-standard validation. Please check that this product meets your needs before purchasing.</p> <p>If you have any questions, special requirements or concerns, please send us an inquiry and/or contact our Support team ahead of purchase. Recommended alternatives for this product can be found below, along with publications, customer reviews and Q&As</p>

製品の特性

製品の状態	Liquid
保存方法	Shipped at 4°C. Store at +4°C short term (1-2 weeks). Store at -20°C or -80°C. Avoid freeze / thaw cycle.
バッファー	pH: 7.4 Preservative: 0.02% Sodium azide Constituent: 99% PBS
精製度	Protein A purified
ポリ/モノ	ポリクローナル
アイソタイプ	IgG

アプリケーション

The Abpromise guarantee

Abpromise保証は、次のテスト済みアプリケーションにおけるab118894の使用に適用されます

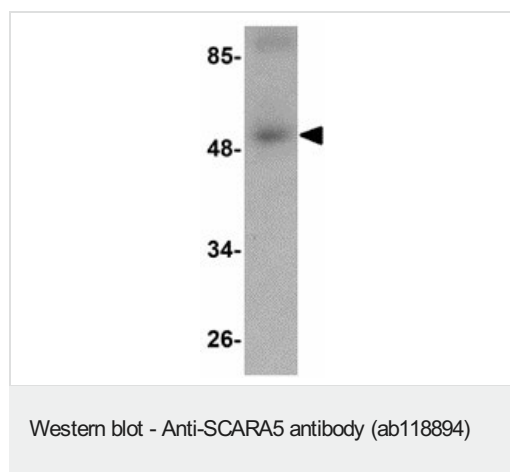
アプリケーションノートには、推奨の開始希釈率がありますが、適切な希釈率につきましてはご検討ください。

アプリケーション	Abreviews	特記事項
ICC		Use at an assay dependent concentration.
ELISA		Use at an assay dependent concentration.
WB		Use a concentration of 1 - 2 µg/ml. Predicted molecular weight: 54 kDa.
IHC-P		Use a concentration of 5 µg/ml.

ターゲット情報

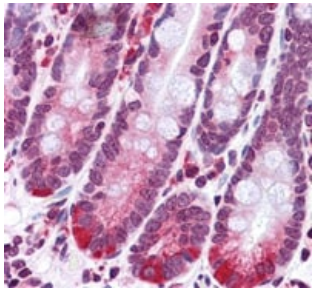
機能	Ferritin receptor that mediates non-transferrin-dependent delivery of iron. Mediates cellular uptake of ferritin-bound iron by stimulating ferritin endocytosis from the cell surface with consequent iron delivery within the cell. Delivery of iron to cells by ferritin is required for the development of specific cell types, suggesting the existence of cell type-specific mechanisms of iron traffic in organogenesis, which alternatively utilize transferrin or non-transferrin iron delivery pathways. Ferritin mediates iron uptake in capsule cells of the developing kidney. Binds preferentially ferritin light chain (FTL) compared to heavy chain (FTH1).
配列類似性	Belongs to the SCARA5 family. Contains 1 collagen-like domain. Contains 1 SRCR domain.
細胞内局在	Cell membrane.
製品の状態	There are 4 isoforms produced by alternative splicing.

画像



Anti-SCARA5 antibody (ab118894) at 1 µg/ml + Human liver tissue lysate

Predicted band size: 54 kDa



ab118894t 5µg/ml, staining SCARA5 in Formalin-fixed, Paraffin-embedded Human Small intestine tissue by Immunohistochemistry.

Immunohistochemistry (Formalin/PFA-fixed paraffin-embedded sections) - Anti-SCARA5 antibody (ab118894)

Please note: All products are "FOR RESEARCH USE ONLY. NOT FOR USE IN DIAGNOSTIC PROCEDURES"

Our Abpromise to you: Quality guaranteed and expert technical support

- Replacement or refund for products not performing as stated on the datasheet
- Valid for 12 months from date of delivery
- Response to your inquiry within 24 hours
- We provide support in Chinese, English, French, German, Japanese and Spanish
- Extensive multi-media technical resources to help you
- We investigate all quality concerns to ensure our products perform to the highest standards

If the product does not perform as described on this datasheet, we will offer a refund or replacement. For full details of the Abpromise, please visit <https://www.abcam.co.jp/abpromise> or contact our technical team.

Terms and conditions

- Guarantee only valid for products bought direct from Abcam or one of our authorized distributors