


Anti-Sarcomeric Alpha Actinin antibody ab113086

画像表示 /

医薬用外劇物

製品の概要

製品名	Anti-Sarcomeric Alpha Actinin antibody
製品の詳細	Rabbit polyclonal to Sarcomeric Alpha Actinin
由来種	Rabbit
アプリケーション	適用あり: WB, IHC-P, ICC/IF
種交差性	交差種: Human 交差が予測される動物種: Mouse, Rat, Monkey, Zebrafish 
免疫原	Recombinant Human Sarcomeric Alpha Actinin.
ポジティブ・コントロール	Human Heart and Skeletal Muscle tissues; A431 and H1299 whole cell lysates; HeLa cells.
特記事項	<p>The Life Science industry has been in the grips of a reproducibility crisis for a number of years. Abcam is leading the way in addressing this with our range of recombinant monoclonal antibodies and knockout edited cell lines for gold-standard validation. Please check that this product meets your needs before purchasing.</p> <p>If you have any questions, special requirements or concerns, please send us an inquiry and/or contact our Support team ahead of purchase. Recommended alternatives for this product can be found below, along with publications, customer reviews and Q&As</p>

製品の特性

製品の状態	Liquid
保存方法	Shipped at 4°C. Upon delivery aliquot and store at -20°C. Avoid repeated freeze / thaw cycles.
バッファー	pH: 7.00 Preservative: 0.01% Thimerosal (merthiolate) Constituents: Tris glycine, 10% Glycerol (glycerin, glycerine)
精製度	Protein A purified
ポリ/モノ	ポリクローナル
アイソタイプ	IgG

アプリケーション

The Abpromise guarantee

Abpromise保証は、次のテスト済みアプリケーションにおけるab113086の使用に適用されます

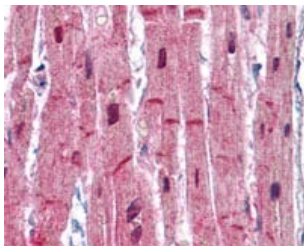
アプリケーションノートには、推奨の開始希釈率がありますが、適切な希釈率につきましてはご確認ください。

アプリケーション	Abreviews	特記事項
WB		1/500 - 1/3000. Predicted molecular weight: 104 kDa.
IHC-P		Use a concentration of 10 µg/ml.
ICC/IF		1/100 - 1/200.

ターゲット情報

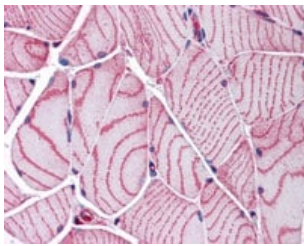
機能	F-actin cross-linking protein which is thought to anchor actin to a variety of intracellular structures. This is a bundling protein.
組織特異性	Expressed in both skeletal and cardiac muscle.
関連疾患	Defects in ACTN2 are the cause of cardiomyopathy dilated type 1AA (CMD1AA) [MIM:612158]. Dilated cardiomyopathy is a disorder characterized by ventricular dilation and impaired systolic function, resulting in congestive heart failure and arrhythmia. Patients are at risk of premature death.
配列類似性	Belongs to the alpha-actinin family. Contains 1 actin-binding domain. Contains 2 CH (calponin-homology) domains. Contains 2 EF-hand domains. Contains 4 spectrin repeats.
細胞内局在	Cytoplasm > myofibril > sarcomere > Z line. Colocalizes with MYOZ1 and FLNC at the Z-lines of skeletal muscle.

画像



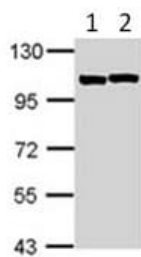
ab113086 at 10 µg/ml staining Sarcomeric Alpha Actinin in Formalin-fixed, Paraffin-embedded Human Heart tissue by Immunohistochemistry.

Immunohistochemistry (Formalin/PFA-fixed paraffin-embedded sections) - Anti-Sarcomeric Alpha Actinin antibody (ab113086)



Immunohistochemistry (Formalin/PFA-fixed paraffin-embedded sections) - Anti-Sarcomeric Alpha Actinin antibody (ab113086)

ab113086 at 10 µg/ml staining Sarcomeric Alpha Actinin in Formalin-fixed, Paraffin-embedded Human Skeletal muscle tissue by Immunohistochemistry.



Western blot - Anti-Sarcomeric Alpha Actinin antibody (ab113086)

All lanes : Anti-Sarcomeric Alpha Actinin antibody (ab113086) at 1/1000 dilution

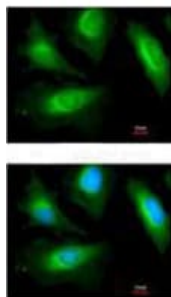
Lane 1 : A431 whole cell lysate

Lane 2 : H1299 whole cell lysate

Lysates/proteins at 30 µg per lane.

Predicted band size: 104 kDa

7.5% SDS PAGE.



Immunocytochemistry/ Immunofluorescence - Anti-Sarcomeric Alpha Actinin antibody (ab113086)

ab112086 at 1/200 dilution staining Sarcomeric Alpha Actinin in Paraformaldehyde-fixed HeLa cells by Immunofluorescence. The lower image is merged with DNA probe.

Please note: All products are "FOR RESEARCH USE ONLY. NOT FOR USE IN DIAGNOSTIC PROCEDURES"

Our Abpromise to you: Quality guaranteed and expert technical support

- Replacement or refund for products not performing as stated on the datasheet
- Valid for 12 months from date of delivery
- Response to your inquiry within 24 hours

- We provide support in Chinese, English, French, German, Japanese and Spanish
- Extensive multi-media technical resources to help you
- We investigate all quality concerns to ensure our products perform to the highest standards

If the product does not perform as described on this datasheet, we will offer a refund or replacement. For full details of the Abpromise, please visit <https://www.abcam.co.jp/abpromise> or contact our technical team.

Terms and conditions

- Guarantee only valid for products bought direct from Abcam or one of our authorized distributors