


Anti-RBBP4 antibody ab1765

★★★★★ [8 Abreviews](#) [16 References](#) [画像数 2](#)

製品の概要

製品名	Anti-RBBP4 antibody
製品の詳細	Rabbit polyclonal to RBBP4
由来種	Rabbit
アプリケーション	適用あり: ICC/IF, IHC-P, IP, WB
種交差性	交差種: Mouse, Dog, Human 交差が予測される動物種: Chicken, Xenopus laevis 
免疫原	Synthetic peptide corresponding to Human RBBP4 aa 406-425. Sequence: CENIYNDEDPEGSVDPEGQGS Run BLAST with Run BLAST with
特記事項	Locus link: 350005 Alternative names: similar to chromatin assembly factor 1 p48 subunit

A protein complex that is thought to mediate chromatin assembly in DNA replication and DNA repair. Assembles histone octamers onto replicating DNA in vitro. CAF-1 performs the first step of the nucleosome assembly process, bringing newly synthesized histones H3 and H4 to replicating DNA; Histones H2A/H2B can bind to this chromatin precursor subsequent to DNA replication to complete the histone octamer. P48 can bind to histone H4 in the absence of CAF-1 P150 and P160. Binds directly to helix 1 of histone H4, a region that is not accessible when H4 is in chromatin. SUBUNIT: CAF-1 is composed of three subunits, P48, P60 AND P150. Only minor amounts of P48 are complexed with P60 AND P150 in G1 phase. P48/RBBP4 is also part of the core histone deacetylase (HDAC) complex composed of HDAC1, HDAC2, RBBP4 and RBBP7. The core complex associates with MTA2, MBD3, MTA1L1, CHD3 and CHD4 to form the nucleosome remodelling and histone deacetylation (NuRD) complex, or with SIN3, SAP18 and SAP30 to form the SIN3 HDAC complex. Interacts with the viral protein-binding domain of the retinoblastoma protein (RB1). Interacts with SUV39H1 and HDAC7 (By similarity).

The Life Science industry has been in the grips of a reproducibility crisis for a number of years. Abcam is leading the way in addressing this with our range of recombinant monoclonal antibodies and knockout edited cell lines for gold-standard validation. Please check that this product meets your needs before purchasing.

If you have any questions, special requirements or concerns, please send us an inquiry and/or contact our Support team ahead of purchase. Recommended alternatives for this product can be found below, along with publications, customer reviews and Q&As

製品の特長

製品の状態	Liquid
保存方法	Shipped at 4°C. Store at +4°C short term (1-2 weeks). Upon delivery aliquot. Store at -20°C or -80°C. Avoid freeze / thaw cycle.
バッファー	Preservative: 0.02% Sodium azide
精製度	Whole antiserum
一次抗体 備考	A protein complex that is thought to mediate chromatin assembly in DNA replication and DNA repair. Assembles histone octamers onto replicating DNA in vitro. CAF-1 performs the first step of the nucleosome assembly process, bringing newly synthesized histones H3 and H4 to replicating DNA; Histones H2A/H2B can bind to this chromatin precursor subsequent to DNA replication to complete the histone octamer. P48 can bind to histone H4 in the absence of CAF-1 P150 and P160. Binds directly to helix 1 of histone H4, a region that is not accessible when H4 is in chromatin. SUBUNIT: CAF-1 is composed of three subunits, P48, P60 AND P150. Only minor amounts of P48 are complexed with P60 AND P150 in G1 phase. P48/RBBP4 is also part of the core histone deacetylase (HDAC) complex composed of HDAC1, HDAC2, RBBP4 and RBBP7. The core complex associates with MTA2, MBD3, MTA1L1, CHD3 and CHD4 to form the nucleosome remodelling and histone deacetylation (NuRD) complex, or with SIN3, SAP18 and SAP30 to form the SIN3 HDAC complex. Interacts with the viral protein-binding domain of the retinoblastoma protein (RB1). Interacts with SUV39H1 and HDAC7 (By similarity).
ポリ/モノ	ポリクローナル
アイソタイプ	IgG

アプリケーション

The Abpromise guarantee **Abpromise保証は、次のテスト済みアプリケーションにおけるab1765の使用に適用されます**

アプリケーションノートには、推奨の開始希釈率がありますが、適切な希釈率につきましてはご検討ください。

アプリケーション	Abreviews	特記事項
ICC/IF	★★★★★ (2)	Use at an assay dependent concentration.
IHC-P	★★★★★ (2)	Use at an assay dependent concentration.
IP	★★★★★ (1)	Use at an assay dependent concentration.
WB	★★★★★ (3)	1/1000. Detects a band of approximately 55 kDa (predicted molecular weight: 47.6 kDa).

ターゲット情報

機能	Core histone-binding subunit that may target chromatin assembly factors, chromatin remodeling factors and histone deacetylases to their histone substrates in a manner that is regulated by nucleosomal DNA. Component of several complexes which regulate chromatin metabolism. These include the chromatin assembly factor 1 (CAF-1) complex, which is required for chromatin assembly following DNA replication and DNA repair; the core histone deacetylase (HDAC) complex, which promotes histone deacetylation and consequent transcriptional repression; the
----	---

nucleosome remodeling and histone deacetylase complex (the NuRD complex), which promotes transcriptional repression by histone deacetylation and nucleosome remodeling; the PRC2/EED-EZH2 complex, which promotes repression of homeotic genes during development; and the NURF (nucleosome remodeling factor) complex.

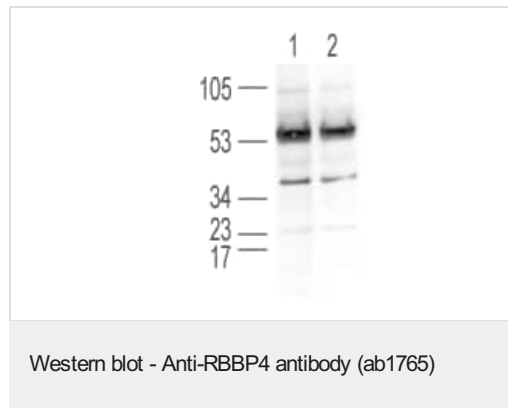
配列類似性

Belongs to the WD repeat RBAP46/RBAP48/MSI1 family.
Contains 6 WD repeats.

細胞内局在

Nucleus.

画像



Lane 1 : Anti-RBBP4 antibody (ab1765) at 1/500 dilution

Lane 2 : Anti-RBBP4 antibody (ab1765) at 1/1000 dilution

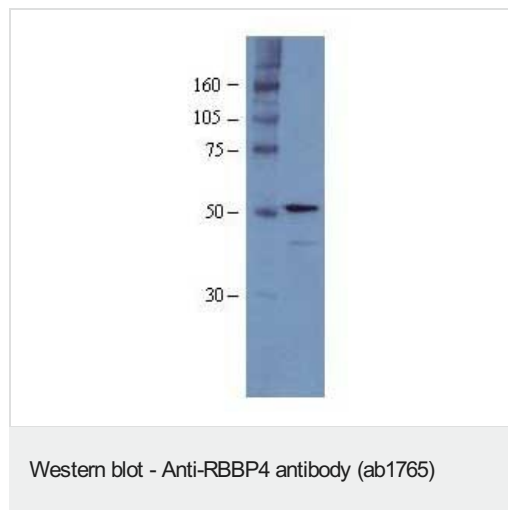
All lanes : HeLa (human epithelial cell line from cervix adenocarcinoma) whole cell lysate

Lysates/proteins at 20 µg per lane.

Secondary

All lanes : Goat Anti-Rabbit IgG H&L (HRP) ([ab6721](#)) at 1/2000 dilution

Predicted band size: 47.6 kDa



Anti-RBBP4 antibody (ab1765) at 1/1000 dilution + Human LCL whole cell lysate

Secondary

Anti-rabbit IgG HRP

Developed using the ECL technique.

Predicted band size: 47.6 kDa

Observed band size: 40,55 kDa

Exposure time: 1 minute

Please note: All products are "FOR RESEARCH USE ONLY. NOT FOR USE IN DIAGNOSTIC PROCEDURES"

Our Abpromise to you: Quality guaranteed and expert technical support

- Replacement or refund for products not performing as stated on the datasheet
- Valid for 12 months from date of delivery
- Response to your inquiry within 24 hours
- We provide support in Chinese, English, French, German, Japanese and Spanish
- Extensive multi-media technical resources to help you
- We investigate all quality concerns to ensure our products perform to the highest standards

If the product does not perform as described on this datasheet, we will offer a refund or replacement. For full details of the Abpromise, please visit <https://www.abcam.co.jp/abpromise> or contact our technical team.

Terms and conditions

- Guarantee only valid for products bought direct from Abcam or one of our authorized distributors