


### Anti-RASSF1 antibody ab97749

7 References [画像数 2](#)

医薬用外劇物

#### 製品の概要

製品名	Anti-RASSF1 antibody
製品の詳細	Rabbit polyclonal to RASSF1
由来種	Rabbit
アプリケーション	<b>適用あり:</b> WB, ICC/IF
種交差性	<b>交差種:</b> Human <b>交差が予測される動物種:</b> Mouse, Rat, Cow 
免疫原	Recombinant fragment corresponding to Human RASSF1 aa 50-350. NP_733832 Database link: <a href="#">Q9NS23-1</a>
ポジティブ・コントロール	A431 and HeLaS3 cell lines. 293T whole cell lysate. HeLa cells
特記事項	<p>The Life Science industry has been in the grips of a reproducibility crisis for a number of years. Abcam is leading the way in addressing this with our range of recombinant monoclonal antibodies and knockout edited cell lines for gold-standard validation. Please check that this product meets your needs before purchasing.</p> <p>If you have any questions, special requirements or concerns, please send us an inquiry and/or contact our Support team ahead of purchase. Recommended alternatives for this product can be found below, along with publications, customer reviews and Q&amp;As</p>

#### 製品の特性

製品の状態	Liquid
保存方法	Shipped at 4°C. Upon delivery aliquot. Store at -20°C or -80°C. Avoid freeze / thaw cycle.
バッファー	pH: 7.00 Preservative: 0.01% Thimerosal (merthiolate) Constituents: 1.21% Tris, 0.75% Glycine, 10% Glycerol (glycerin, glycerine)
精製度	Immunogen affinity purified
ポリ/モノ	ポリクローナル
アイソタイプ	IgG

## アプリケーション

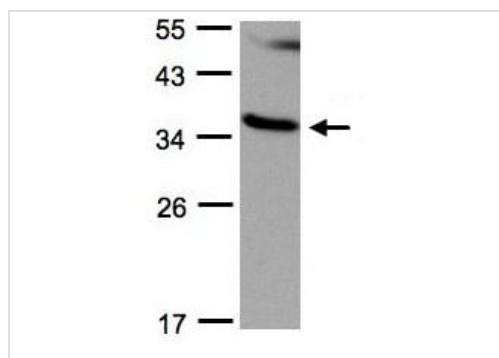
**The Abpromise guarantee** Abpromise保証は、次のテスト済みアプリケーションにおけるab97749の使用に適用されます  
アプリケーションノートには、推奨の開始希釈率がありますが、適切な希釈率につきましてはご確認ください。

アプリケーション	Abreviews	特記事項
WB		1/500 - 1/3000. Predicted molecular weight: 39 kDa.
ICC/IF		1/100 - 1/200.

## ターゲット情報

機能	Potential tumor suppressor. Required for death receptor-dependent apoptosis. Mediates activation of STK4 during Fas-induced apoptosis. When associated with MOAP1, promotes BAX conformational change and translocation to mitochondrial membranes in response to TNF and TNFSF10 stimulation. Isoform A interacts with CDC20, an activator of the anaphase-promoting complex, APC, resulting in the inhibition of APC activity and mitotic progression. Inhibits proliferation by negatively regulating cell cycle progression at the level of G1/S-phase transition by regulating accumulation of cyclin D1 protein. Isoform C has been shown not to perform these roles, no function has been identified for this isoform. Isoform A disrupts interactions among MDM2, DAXX and USP7, thus contributing to the efficient activation of TP53 by promoting MDM2 self-ubiquitination in cell-cycle checkpoint control in response to DNA damage.
組織特異性	Isoform A and isoform C are ubiquitously expressed in all tissues tested, however isoform A is absent in many corresponding cancer cell lines. Isoform B is mainly expressed in hematopoietic cells.
配列類似性	Contains 1 phorbol-ester/DAG-type zinc finger. Contains 1 Ras-associating domain. Contains 1 SARAH domain.
細胞内局在	Nucleus. Predominantly nuclear and Cytoplasm > cytoskeleton. Cytoplasm > cytoskeleton > centrosome. Cytoplasm > cytoskeleton > spindle. Cytoplasm > cytoskeleton > spindle pole. Nucleus. Localizes to cytoplasmic microtubules during interphase, to bipolar centrosomes associated with microtubules during prophase, to spindle fibers and spindle poles at metaphase and anaphase, to the midzone during early telophase, and to the midbody in late telophase in cells. Colocalizes with MDM2 in the nucleus.

## 画像

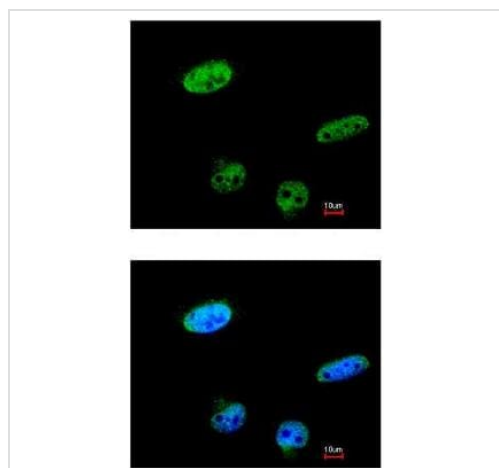


Western blot - Anti-RASSF1 antibody (ab97749)

Anti-RASSF1 antibody (ab97749) at 1/500 dilution + 293T whole cell lysate at 30 µg

**Predicted band size:** 39 kDa

12% SDS PAGE



Immunocytochemistry/ Immunofluorescence - Anti-RASSF1 antibody (ab97749)

Immunofluorescence analysis of paraformaldehyde-fixed HeLa, using ab97749 at 1/100 dilution. Lower image is merged with DNA probe.

**Please note:** All products are "FOR RESEARCH USE ONLY. NOT FOR USE IN DIAGNOSTIC PROCEDURES"

### Our Abpromise to you: Quality guaranteed and expert technical support

- Replacement or refund for products not performing as stated on the datasheet
- Valid for 12 months from date of delivery
- Response to your inquiry within 24 hours
- We provide support in Chinese, English, French, German, Japanese and Spanish
- Extensive multi-media technical resources to help you
- We investigate all quality concerns to ensure our products perform to the highest standards

If the product does not perform as described on this datasheet, we will offer a refund or replacement. For full details of the Abpromise, please visit <https://www.abcam.co.jp/abpromise> or contact our technical team.

### Terms and conditions

- Guarantee only valid for products bought direct from Abcam or one of our authorized distributors