

# Anti-PXR antibody ab118336

**3 References** [画像数 3](#)

### 製品の概要

製品名	Anti-PXR antibody
製品の詳細	Mouse polyclonal to PXR
由来種	Mouse
アプリケーション	<b>適用あり:</b> WB, ICC/IF
種交差性	<b>交差種:</b> Rat, Human
免疫原	Recombinant full length protein, corresponding to amino acids 1-434 of Human PXR (NP_003880.3).
ポジティブ・コントロール	Rat liver tissue lysate; PXR transfected 293T cell line lysate; HepG2 cells.
特記事項	<p>The Life Science industry has been in the grips of a reproducibility crisis for a number of years. Abcam is leading the way in addressing this with our range of recombinant monoclonal antibodies and knockout edited cell lines for gold-standard validation. Please check that this product meets your needs before purchasing.</p> <p>If you have any questions, special requirements or concerns, please send us an inquiry and/or contact our Support team ahead of purchase. Recommended alternatives for this product can be found below, along with publications, customer reviews and Q&amp;As</p>

### 製品の特性

製品の状態	Liquid
保存方法	Shipped at 4°C. Upon delivery aliquot and store at -20°C or -80°C. Avoid repeated freeze / thaw cycles.
バッファー	pH: 7.4 Constituent: 99% PBS
精製度	Protein A purified
ポリ/モノ	ポリクローナル
アイソタイプ	IgG

### アプリケーション

The Abpromise guarantee

**Abpromise保証は、** 次のテスト済みアプリケーションにおけるab118336の使用に適用されます

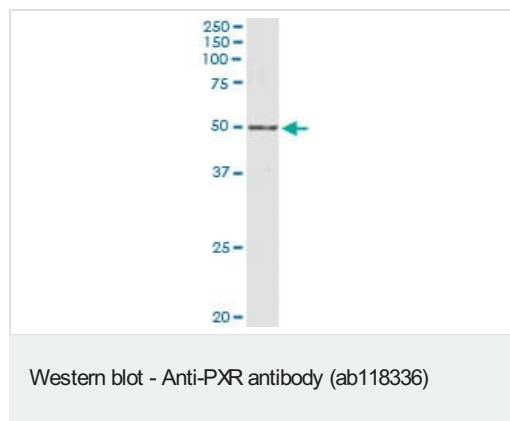
アプリケーションノートには、推奨の開始希釈率がありますが、適切な希釈率につきましてはご確認ください。

アプリケーション	Abreviews	特記事項
WB		Use a concentration of 1 µg/ml. Predicted molecular weight: 50 kDa.
ICC/IF		Use a concentration of 10 µg/ml.

## ターゲット情報

機能	Nuclear receptor that binds and is activated by variety of endogenous and xenobiotic compounds. Transcription factor that activates the transcription of multiple genes involved in the metabolism and secretion of potentially harmful xenobiotics, drugs and endogenous compounds. Activated by the antibiotic rifampicin and various plant metabolites, such as hyperforin, guggulipid, colupulone, and isoflavones. Response to specific ligands is species-specific. Activated by naturally occurring steroids, such as pregnenolone and progesterone. Binds to a response element in the promoters of the CYP3A4 and ABCB1/MDR1 genes.
組織特異性	Expressed in liver, colon and small intestine.
配列類似性	Belongs to the nuclear hormone receptor family. NR1 subfamily. Contains 1 nuclear receptor DNA-binding domain.
細胞内局在	Nucleus.


## 画像



Anti-PXR antibody (ab118336) at 1 µg/ml + Rat liver tissue lysate at 50 µg

Developed using the ECL technique.

**Predicted band size:** 50 kDa



**All lanes :** Anti-PXR antibody (ab118336) at 1 µg/ml

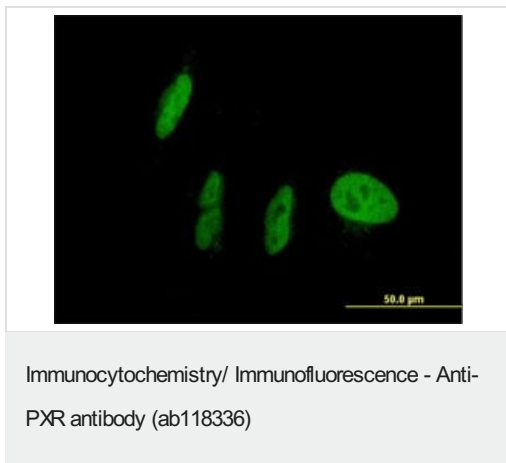
**Lane 1 :** PXR transfected 293T cell line lysate

**Lane 2 :** Non-transfected 293T cell line lysate

Lysates/proteins at 25 µg per lane.

Developed using the ECL technique.

**Predicted band size:** 50 kDa



ab118336 at 10 µg/ml dilution staining PXR in HepG2 cells by Immunofluorescence.

**Please note:** All products are "FOR RESEARCH USE ONLY. NOT FOR USE IN DIAGNOSTIC PROCEDURES"

### Our Abpromise to you: Quality guaranteed and expert technical support

- Replacement or refund for products not performing as stated on the datasheet
- Valid for 12 months from date of delivery
- Response to your inquiry within 24 hours
- We provide support in Chinese, English, French, German, Japanese and Spanish
- Extensive multi-media technical resources to help you
- We investigate all quality concerns to ensure our products perform to the highest standards

If the product does not perform as described on this datasheet, we will offer a refund or replacement. For full details of the Abpromise, please visit <https://www.abcam.co.jp/abpromise> or contact our technical team.

### Terms and conditions

- Guarantee only valid for products bought direct from Abcam or one of our authorized distributors