

### Anti-PSMA3 antibody [EPR5455] ab109532

リコンビナント **RabMAb**

★★★★★ **1 Abreviews** **7 References** **画像数 4**

#### 製品の概要

製品名	Anti-PSMA3 antibody [EPR5455]
製品の詳細	Rabbit monoclonal [EPR5455] to PSMA3
由来種	Rabbit
アプリケーション	<b>適用あり:</b> WB, IHC-P, ICC/IF <b>適用なし:</b> Flow Cyt
種交差性	<b>交差種:</b> Mouse, Rat, Human
免疫原	Synthetic peptide. This information is proprietary to Abcam and/or its suppliers.
ポジティブ・コントロール	A549, JAR, PC12 and NIH3T3 cell lysates; Human brain tissue; HeLa cells.
特記事項	This product is a recombinant monoclonal antibody, which offers several advantages including: <ul style="list-style-type: none"> <li>- High batch-to-batch consistency and reproducibility</li> <li>- Improved sensitivity and specificity</li> <li>- Long-term security of supply</li> <li>- Animal-free production</li> </ul> For more information <b><a href="#">see here</a></b> . Our RabMAb <sup>®</sup> technology is a patented hybridoma-based technology for making rabbit monoclonal antibodies. For details on our patents, please refer to <b><a href="#">RabMAb<sup>®</sup> patents</a></b> .

#### 製品の特性

製品の状態	Liquid
保存方法	Shipped at 4°C. Store at -20°C. Stable for 12 months at -20°C.
バッファー	pH: 7.20 Preservative: 0.05% Sodium azide Constituents: 0.1% BSA, 40% Glycerol (glycerin, glycerine), 9.85% Tris glycine, 50% Tissue culture supernatant
精製度	Protein A purified
ポリ/モノ	モノクローナル
クローン名	EPR5455
アイソタイプ	IgG

## アプリケーション

**The Abpromise guarantee**      Abpromise保証は、 次のテスト済みアプリケーションにおけるab109532の使用に適用されます  
アプリケーションノートには、推奨の開始希釈率がありますが、適切な希釈率につきましてはご検討ください。

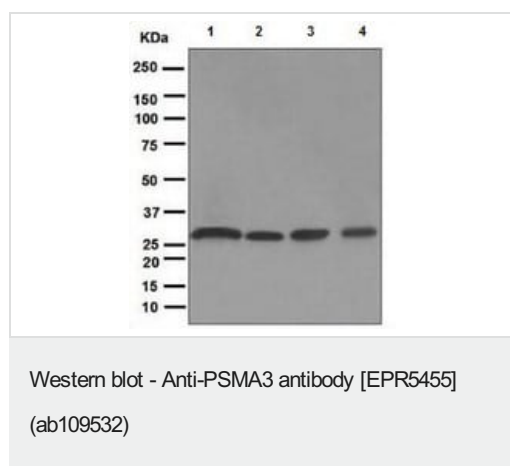
アプリケーション	Abreviews	特記事項
WB		1/1000 - 1/10000. Predicted molecular weight: 28 kDa.
IHC-P		1/100 - 1/250. Perform heat mediated antigen retrieval via the pressure cooker method before commencing with IHC staining protocol.
ICC/IF	★★★★★ (1)	1/100 - 1/250.

**追加情報**      Is unsuitable for Flow Cyt.

## ターゲット情報

<b>機能</b>	The proteasome is a multicatalytic proteinase complex which is characterized by its ability to cleave peptides with Arg, Phe, Tyr, Leu, and Glu adjacent to the leaving group at neutral or slightly basic pH. The proteasome has an ATP-dependent proteolytic activity. Binds to the C-terminus of CDKN1A and thereby mediates its degradation. Negatively regulates the membrane trafficking of the cell-surface thromboxane A2 receptor (TBXA2R) isoform 2.
<b>配列類似性</b>	Belongs to the peptidase T1A family.
<b>細胞内局在</b>	Cytoplasm. Nucleus.

## 画像



**All lanes :** Anti-PSMA3 antibody [EPR5455] (ab109532) at 1/1000 dilution

**Lane 1 :** A549 cell lysate

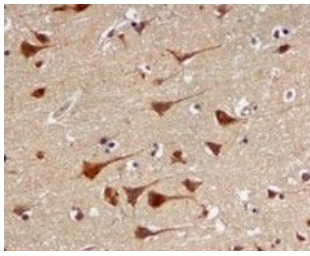
**Lane 2 :** JAR cell lysate

**Lane 3 :** PC12 cell lysate

**Lane 4 :** NIH/3T3 cell lysate

Lysates/proteins at 10 µg per lane.

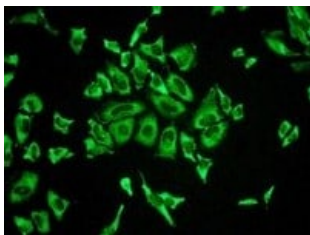
**Predicted band size:** 28 kDa



Immunohistochemistry (Formalin/PFA-fixed paraffin-embedded sections) - Anti-PSMA3 antibody [EPR5455] (ab109532)

ab109532, at 1/100 dilution, staining PSMA3 in paraffin embedded Human brain tissue by Immunohistochemistry.

Perform heat mediated antigen retrieval via the pressure cooker method before commencing with IHC staining protocol.



Immunocytochemistry/ Immunofluorescence - Anti-PSMA3 antibody [EPR5455] (ab109532)

ab109532, at 1/100 dilution, staining PSMA3 in HeLa cells by Immunofluorescence.

### Why choose a recombinant antibody?



**Research with confidence**  
Consistent and reproducible results



**Long-term and scalable supply**  
Recombinant technology



**Success from the first experiment**  
Confirmed specificity



**Ethical standards compliant**  
Animal-free production

Anti-PSMA3 antibody [EPR5455] (ab109532)

**Please note:** All products are "FOR RESEARCH USE ONLY. NOT FOR USE IN DIAGNOSTIC PROCEDURES"

### Our Abpromise to you: Quality guaranteed and expert technical support

- Replacement or refund for products not performing as stated on the datasheet
- Valid for 12 months from date of delivery

- Response to your inquiry within 24 hours
- We provide support in Chinese, English, French, German, Japanese and Spanish
- Extensive multi-media technical resources to help you
- We investigate all quality concerns to ensure our products perform to the highest standards

If the product does not perform as described on this datasheet, we will offer a refund or replacement. For full details of the Abpromise, please visit <https://www.abcam.co.jp/abpromise> or contact our technical team.

#### **Terms and conditions**

---

- Guarantee only valid for products bought direct from Abcam or one of our authorized distributors