

Anti-PRSS23 antibody ab122115

画像数 4

製品の概要

製品名	Anti-PRSS23 antibody
製品の詳細	Rabbit polyclonal to PRSS23
由来種	Rabbit
アプリケーション	適用あり: IHC-P, ICC/IF
種交差性	交差種: Human
免疫原	Recombinant fragment within Human PRSS23 aa 1-150. The exact immunogen sequence used to generate this antibody is proprietary information. If additional detail on the immunogen is needed to determine the suitability of the antibody for your needs, please contact our Scientific Support team to discuss your requirements.

 [Run BLAST with](#)

 [Run BLAST with](#)

ポジティブ・コントロール IHC-P: Human placenta tissue.

特記事項

ab122115 is mono-specific.

The Life Science industry has been in the grips of a reproducibility crisis for a number of years. Abcam is leading the way in addressing this with our range of recombinant monoclonal antibodies and knockout edited cell lines for gold-standard validation. Please check that this product meets your needs before purchasing.

If you have any questions, special requirements or concerns, please send us an inquiry and/or contact our Support team ahead of purchase. Recommended alternatives for this product can be found below, along with publications, customer reviews and Q&As

製品の特性

製品の状態	Liquid
保存方法	Shipped at 4°C. Upon delivery aliquot and store at -20°C. Avoid freeze / thaw cycles.
バッファー	pH: 7.20 Preservative: 0.02% Sodium azide Constituents: 59% PBS, 40% Glycerol (glycerin, glycerine)
精製度	Immunogen affinity purified
一次抗体 備考	ab122115 is mono-specific.
ポリ/モノ	ポリクローナル

アイソタイプ

IgG

アプリケーション

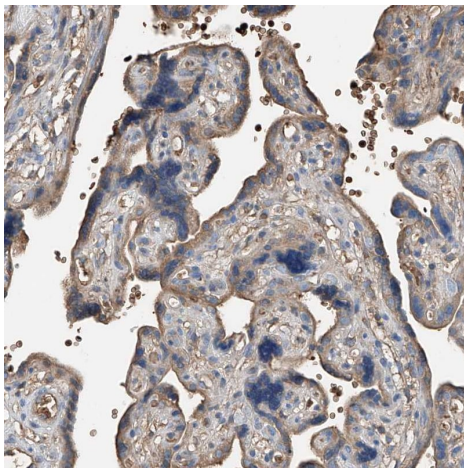
The Abpromise guarantee **Abpromise保証は、** 次のテスト済みアプリケーションにおけるab122115の使用に適用されます
アプリケーションノートには、推奨の開始希釈率がありますが、適切な希釈率につきましてはご確認ください。

アプリケーション	Abreviews	特記事項
IHC-P		1/50 - 1/200. Perform heat mediated antigen retrieval with citrate buffer pH 6 before commencing with IHC staining protocol.
ICC/IF		Use a concentration of 1 - 4 µg/ml. Recommend PFA Fixation and Triton X-100 treatment

ターゲット情報

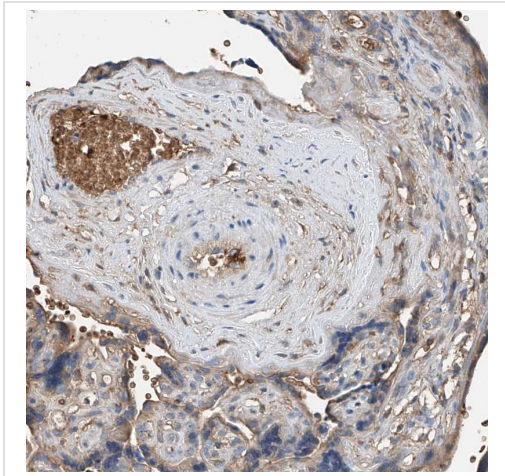
配列類似性 Belongs to the peptidase S1 family.
細胞内局在 Secreted.

画像



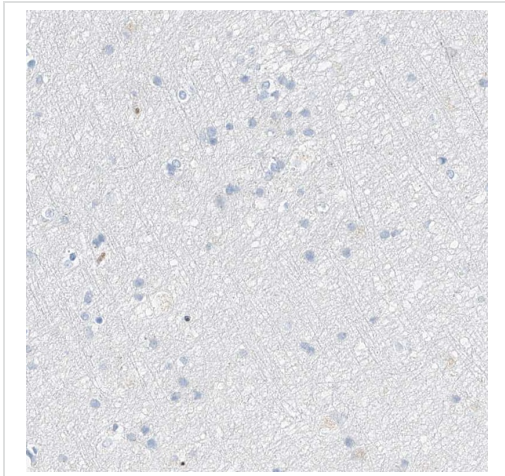
Immunohistochemistry (Formalin/PFA-fixed paraffin-embedded sections) analysis of human placenta tissue labeling PRSS23 with ab122115 at 1/50 dilution. Heat mediated antigen retrieval performed with citrate buffer pH 6 before commencing with IHC staining protocol.

Immunohistochemistry (Formalin/PFA-fixed paraffin-embedded sections) - Anti-PRSS23 antibody (ab122115)



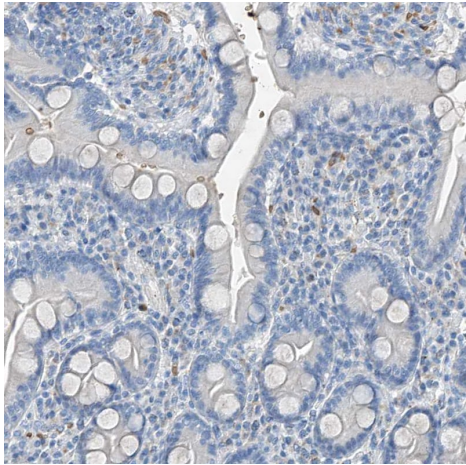
Immunohistochemistry (Formalin/PFA-fixed paraffin-embedded sections) - Anti-PRSS23 antibody (ab122115)

Immunohistochemistry (Formalin/PFA-fixed paraffin-embedded sections) analysis of human placenta tissue labeling PRSS23 with ab122115 at 1/50 dilution. Heat mediated antigen retrieval performed with citrate buffer pH 6 before commencing with IHC staining protocol.



Immunohistochemistry (Formalin/PFA-fixed paraffin-embedded sections) - Anti-PRSS23 antibody (ab122115)

Immunohistochemistry (Formalin/PFA-fixed paraffin-embedded sections) analysis of human cerebral cortex tissue labeling PRSS23 with ab122115 at 1/50 dilution. Heat mediated antigen retrieval performed with citrate buffer pH 6 before commencing with IHC staining protocol.



Immunohistochemistry (Formalin/PFA-fixed paraffin-embedded sections) - Anti-PRSS23 antibody (ab122115)

Immunohistochemistry (Formalin/PFA-fixed paraffin-embedded sections) analysis of human duodenum tissue labeling PRSS23 with ab122115 at 1/50 dilution. Heat mediated antigen retrieval performed with citrate buffer pH 6 before commencing with IHC staining protocol.

Please note: All products are "FOR RESEARCH USE ONLY. NOT FOR USE IN DIAGNOSTIC PROCEDURES"

Our Abpromise to you: Quality guaranteed and expert technical support

- Replacement or refund for products not performing as stated on the datasheet
- Valid for 12 months from date of delivery
- Response to your inquiry within 24 hours
- We provide support in Chinese, English, French, German, Japanese and Spanish
- Extensive multi-media technical resources to help you
- We investigate all quality concerns to ensure our products perform to the highest standards

If the product does not perform as described on this datasheet, we will offer a refund or replacement. For full details of the Abpromise, please visit <https://www.abcam.co.jp/abpromise> or contact our technical team.

Terms and conditions

- Guarantee only valid for products bought direct from Abcam or one of our authorized distributors