





Anti-PRR12 antibody ab121354

画像数 2

製品の概要

製品名	Anti-PRR12 antibody
製品の詳細	Rabbit polyclonal to PRR12
由来種	Rabbit
アプリケーション	適用あり: ICC/IF, IHC-P
種交差性	交差種: Human
免疫原	Recombinant fragment corresponding to amino acids 966-1044 (TKVKAEPPPK KRKKWLKEAG GNATAGGGPP GSSSDSESSP GAPSEDERAV PGRLLKTRAM REMYRSYVEM LVSTALDPD) of Human PRR12 . (Uniprot:Q9ULL5)  Run BLAST with   Run BLAST with 
ポジティブ・コントロール	Human Breast tissue.
特記事項	<p>The Life Science industry has been in the grips of a reproducibility crisis for a number of years. Abcam is leading the way in addressing this with our range of recombinant monoclonal antibodies and knockout edited cell lines for gold-standard validation. Please check that this product meets your needs before purchasing.</p> <p>If you have any questions, special requirements or concerns, please send us an inquiry and/or contact our Support team ahead of purchase. Recommended alternatives for this product can be found below, along with publications, customer reviews and Q&As</p>

製品の特性

製品の状態	Liquid
保存方法	Shipped at 4°C. Upon delivery aliquot and store at -20°C. Avoid freeze / thaw cycles.
バッファー	pH: 7.20 Preservative: 0.02% Sodium azide Constituents: 59% PBS, 40% Glycerol (glycerin, glycerine) The antibody solution should be gently mixed before use.
精製度	Immunogen affinity purified
ポリ/モノ	ポリクローナル
アイソタイプ	IgG

アプリケーション

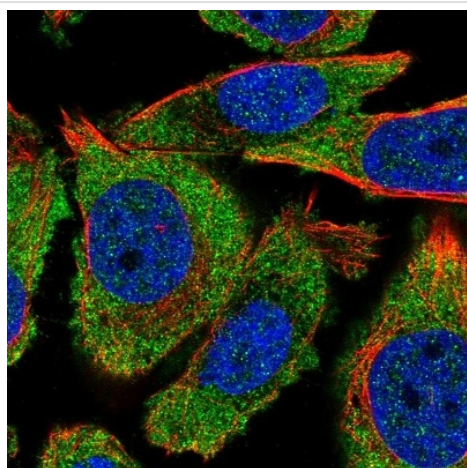
The Abpromise guarantee **Abpromise保証は、次のテスト済みアプリケーションにおけるab121354の使用に適用されます**
アプリケーションノートには、推奨の開始希釈率がありますが、適切な希釈率につきましてはご確認ください。

アプリケーション	Abreviews	特記事項
ICC/IF		Use a concentration of 0.25 - 2 µg/ml.
IHC-P		1/50 - 1/200. Perform heat mediated antigen retrieval with citrate buffer pH 6 before commencing with IHC staining protocol.

ターゲット情報

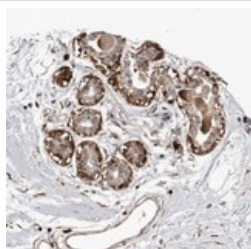
配列類似性 Contains 2 A.T hook DNA-binding domains.

画像



Immunofluorescent staining of human cell line PC-3 shows positivity in cytoplasm.

Immunocytochemistry/ Immunofluorescence - Anti-PRR12 antibody (ab121354)



ab121354, at 1/65 dilution, staining PRR12 in Paraffin-embedded Human Breast tissue by Immunohistochemistry.

Immunohistochemistry (Formalin/PFA-fixed paraffin-embedded sections) - Anti-PRR12 antibody (ab121354)

Please note: All products are "FOR RESEARCH USE ONLY. NOT FOR USE IN DIAGNOSTIC PROCEDURES"

Our Abpromise to you: Quality guaranteed and expert technical support

- Replacement or refund for products not performing as stated on the datasheet
- Valid for 12 months from date of delivery
- Response to your inquiry within 24 hours
- We provide support in Chinese, English, French, German, Japanese and Spanish
- Extensive multi-media technical resources to help you
- We investigate all quality concerns to ensure our products perform to the highest standards

If the product does not perform as described on this datasheet, we will offer a refund or replacement. For full details of the Abpromise, please visit <https://www.abcam.co.jp/abpromise> or contact our technical team.

Terms and conditions

- Guarantee only valid for products bought direct from Abcam or one of our authorized distributors