




Anti-Prolyl Endopeptidase antibody ab110857

★★★★★ [2 Abreviews](#) [2 References](#) [画像数 2](#)

製品の概要

製品名	Anti-Prolyl Endopeptidase antibody
製品の詳細	Goat polyclonal to Prolyl Endopeptidase
由来種	Goat
アプリケーション	適用あり: IHC-P
種交差性	交差種: Human 交差が予測される動物種: Mouse, Rat, Dog, Pig 
免疫原	Synthetic peptide: C-QYIVGRSRKQSNP , corresponding to internal sequence amino acids 657-669 of Human Prolyl Endopeptidase.  Run BLAST with  Run BLAST with
ポジティブ・コントロール	Human kidney and tonsil tissues.
特記事項	<p>The Life Science industry has been in the grips of a reproducibility crisis for a number of years. Abcam is leading the way in addressing this with our range of recombinant monoclonal antibodies and knockout edited cell lines for gold-standard validation. Please check that this product meets your needs before purchasing.</p> <p>If you have any questions, special requirements or concerns, please send us an inquiry and/or contact our Support team ahead of purchase. Recommended alternatives for this product can be found below, along with publications, customer reviews and Q&As</p>

製品の特性

製品の状態	Liquid
保存方法	Shipped at 4°C. Store at +4°C short term (1-2 weeks). Upon delivery aliquot. Store at -20°C long term.
バッファー	pH: 7.30 Preservative: 0.02% Sodium azide Constituents: 99.48% Tris buffered saline, 0.5% BSA
精製度	Protein G purified
ポリ/モノ	ポリクローナル
アイソタイプ	IgG

アプリケーション

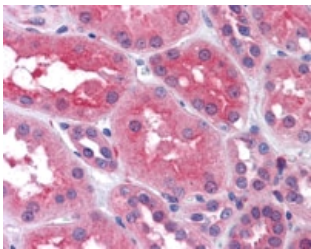
The Abpromise guarantee **Abpromise保証は、** 次のテスト済みアプリケーションにおけるab110857の使用に適用されます
アプリケーションノートには、推奨の開始希釈率がありますが、適切な希釈率につきましてはご検討ください。

アプリケーション	Abreviews	特記事項
IHC-P	★★★★★ (1)	Use a concentration of 3.75 µg/ml. Perform heat mediated antigen retrieval with Tris/EDTA buffer pH 9.0 before commencing with IHC staining protocol.

ターゲット情報

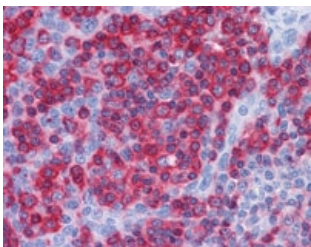
機能	Cleaves peptide bonds on the C-terminal side of prolyl residues within peptides that are up to approximately 30 amino acids long.
配列類似性	Belongs to the peptidase S9A family.
翻訳後修飾	The N-terminus is blocked.
細胞内局在	Cytoplasm.

画像



Immunohistochemistry (Formalin/PFA-fixed paraffin-embedded sections) - Anti-Prolyl Endopeptidase antibody (ab110857)

ab110857 at 3.75 µg/ml staining Prolyl Endopeptidase in Formalin-fixed, Paraffin-embedded Human kidney tissue by Immunohistochemistry.



Immunohistochemistry (Formalin/PFA-fixed paraffin-embedded sections) - Anti-Prolyl Endopeptidase antibody (ab110857)

ab110857 at 3.75 µg/ml staining Prolyl Endopeptidase in Formalin-fixed, Paraffin-embedded Human Tonsil tissue by Immunohistochemistry.

Please note: All products are "FOR RESEARCH USE ONLY. NOT FOR USE IN DIAGNOSTIC PROCEDURES"

Our Abpromise to you: Quality guaranteed and expert technical support

- Replacement or refund for products not performing as stated on the datasheet
- Valid for 12 months from date of delivery
- Response to your inquiry within 24 hours

- We provide support in Chinese, English, French, German, Japanese and Spanish
- Extensive multi-media technical resources to help you
- We investigate all quality concerns to ensure our products perform to the highest standards

If the product does not perform as described on this datasheet, we will offer a refund or replacement. For full details of the Abpromise, please visit <https://www.abcam.co.jp/abpromise> or contact our technical team.

Terms and conditions

- Guarantee only valid for products bought direct from Abcam or one of our authorized distributors