

Anti-procollagen type IIA antibody [2] ab17771

★★★★★ [2 Abreviews](#) [4 References](#) [画像数 3](#)

製品の概要

製品名	Anti-procollagen type IIA antibody [2]
製品の詳細	Mouse monoclonal [2] to procollagen type IIA
由来種	Mouse
アプリケーション	適用あり: IHC-P
種交差性	交差種: Human
免疫原	Recombinant fragment. This information is proprietary to Abcam and/or its suppliers.
エピトープ	Epitope is located at the amino-terminal part of procollagen type IIA.
特記事項	<p>The Life Science industry has been in the grips of a reproducibility crisis for a number of years. Abcam is leading the way in addressing this with our range of recombinant monoclonal antibodies and knockout edited cell lines for gold-standard validation. Please check that this product meets your needs before purchasing.</p> <p>If you have any questions, special requirements or concerns, please send us an inquiry and/or contact our Support team ahead of purchase. Recommended alternatives for this product can be found below, along with publications, customer reviews and Q&As</p>

製品の特性

製品の状態	Liquid
保存方法	Shipped at 4°C. Upon delivery aliquot and store at -20°C. Avoid freeze / thaw cycles.
バッファー	<p>pH: 7.40</p> <p>Preservative: 0.097% Sodium azide</p> <p>Constituents: 0.0268% PBS, 2.9% Sodium chloride</p>
精製度	Protein G purified
ポリ/モノ	モノクローナル
クローン名	2
アイソタイプ	IgG1
軽鎖の種類	kappa

アプリケーション

The Abpromise guarantee

Abpromise保証は、次のテスト済みアプリケーションにおけるab17771の使用に適用されます

アプリケーションノートには、推奨の開始希釈率がありますが、適切な希釈率につきましてはご検討ください。

アプリケーション	Abreviews	特記事項
IHC-P	★★★★★ (1)	Use at an assay dependent concentration. Perform enzymatic antigen retrieval before commencing with IHC staining protocol.

ターゲット情報

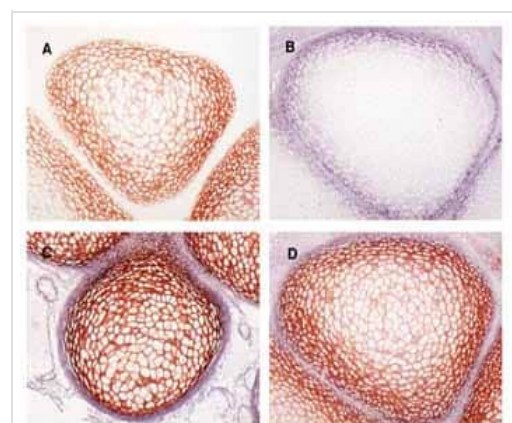
関連性

Collagen type II is the most abundant protein of cartilage matrix. Two isoforms exist and collagen type IIA is involved in early development of cartilage in embryos. The collagen is produced from type II procollagen when two teloterminal propeptides are digested from the precursor and released into the circulation. Procollagen type II N-terminal propeptide is considered a marker of cartilage synthesis and the normal concentration in serum is approximately 30ng/mL.

細胞内局在

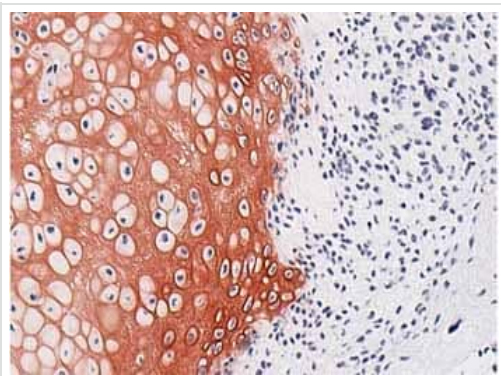
Secreted

画像



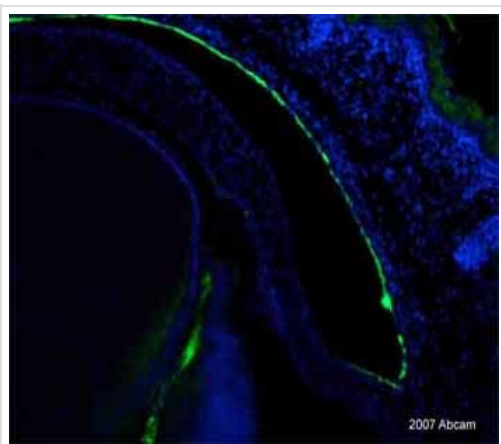
ab17771, at a 1/1000 dilution, staining fetal bone anlage in the hand (around week 10) by IHC-P.

Immunohistochemistry (Formalin/PFA-fixed paraffin-embedded sections) - Anti-procollagen type IIA antibody [2] (ab17771)



Immunohistochemistry (Formalin/PFA-fixed paraffin-embedded sections) - Anti-procollagen type IIA antibody [2] (ab17771)

ab17771, at a 1/1000 dilution, staining specific tumour cells of biopsy from a chondroblastoma by IHC-P. The antibody was detected with an HRP conjugated Goat anti-Mouse antibody.



Immunohistochemistry (Formalin/PFA-fixed paraffin-embedded sections) - Anti-procollagen type IIA antibody [2] (ab17771)

This image is courtesy of an anonymous Abreview

ab17771 staining mouse eye tissue sections -- conjunctiva and limbus by IHC-P. The tissue was fixed with paraformaldehyde and antigen retrieval was heat mediated using citrate buffer. The blocking agent was 1% TSA at 25°C for 1 hour. The primary antibody was incubated (undiluted) at 25°C for 15 hours. A biotinylated anti-mouse was used as the secondary antibody.

Please note: All products are "FOR RESEARCH USE ONLY. NOT FOR USE IN DIAGNOSTIC PROCEDURES"

Our Abpromise to you: Quality guaranteed and expert technical support

- Replacement or refund for products not performing as stated on the datasheet
- Valid for 12 months from date of delivery
- Response to your inquiry within 24 hours
- We provide support in Chinese, English, French, German, Japanese and Spanish
- Extensive multi-media technical resources to help you
- We investigate all quality concerns to ensure our products perform to the highest standards

If the product does not perform as described on this datasheet, we will offer a refund or replacement. For full details of the Abpromise, please visit <https://www.abcam.co.jp/abpromise> or contact our technical team.

Terms and conditions

- Guarantee only valid for products bought direct from Abcam or one of our authorized distributors