


Anti-PHLPP2 antibody ab71973

18 References **画像数 2**

製品の概要

製品名	Anti-PHLPP2 antibody
製品の詳細	Rabbit polyclonal to PHLPP2
由来種	Rabbit
アプリケーション	適用あり: ICC/IF, WB, IP
種交差性	交差種: Mouse, Human 交差が予測される動物種: Rabbit, Guinea pig, Rhesus monkey, Gorilla 
免疫原	Synthetic peptide corresponding to a region between residues 1275 and the C-terminus (residue 1323) of human PHLPP2 (NP_055835.2)
特記事項	<p>The Life Science industry has been in the grips of a reproducibility crisis for a number of years. Abcam is leading the way in addressing this with our range of recombinant monoclonal antibodies and knockout edited cell lines for gold-standard validation. Please check that this product meets your needs before purchasing.</p> <p>If you have any questions, special requirements or concerns, please send us an inquiry and/or contact our Support team ahead of purchase. Recommended alternatives for this product can be found below, along with publications, customer reviews and Q&As</p>

製品の特性

製品の状態	Liquid
保存方法	Shipped at 4°C. Upon delivery aliquot and store at -20°C. Avoid freeze / thaw cycles.
バッファー	pH: 6.8 Preservative: 0.09% Sodium azide Constituents: 0.1% BSA, Tris buffered saline
精製度	Immunogen affinity purified
ポリ/モノ	ポリクローナル
アイソタイプ	IgG

アプリケーション

The Abpromise guarantee

Abpromise保証は、次のテスト済みアプリケーションにおけるab71973の使用に適用されます

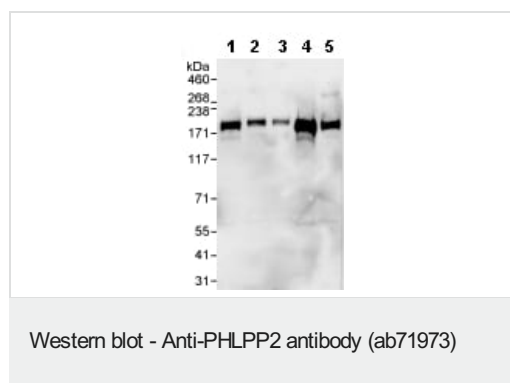
アプリケーションノートには、推奨の開始希釈率がありますが、適切な希釈率につきましてはご確認ください。

アプリケーション	Abreviews	特記事項
ICC/IF		Use at an assay dependent concentration.
WB		1/2000 - 1/10000. Detects a band of approximately 190 kDa (predicted molecular weight: 147 kDa).
IP		Use at 1-4 µg/mg of lysate.

ターゲット情報

機能	Protein phosphatase that mediates dephosphorylation of 'Ser-473' of AKT1, 'Ser-660' of PRKCB isoform beta-II and 'Ser-657' of PRKCA. AKT1 regulates the balance between cell survival and apoptosis through a cascade that primarily alters the function of transcription factors that regulate pro- and antiapoptotic genes. Dephosphorylation of 'Ser-473' of AKT1 triggers apoptosis and decreases cell proliferation. Also controls the phosphorylation of AKT3. Dephosphorylation of PRKCA and PRKCB leads to their destabilization and degradation. Inhibits cancer cell proliferation and may act as a tumor suppressor.
組織特異性	In colorectal cancer tissue, expression is highest in the surface epithelium of normal colonic mucosa adjacent to the cancer tissue but is largely excluded from the crypt bases. Expression is lost or significantly decreased in 80% of tested tumors (at protein level).
配列類似性	Contains 22 LRR (leucine-rich) repeats. Contains 1 PH domain. Contains 1 PP2C-like domain.
細胞内局在	Cytoplasm. Membrane. Nucleus. In colorectal cancer tissue, expression is concentrated in the cytoplasm and nucleus.

画像



All lanes : Anti-PHLPP2 antibody (ab71973) at 0.04 µg/ml

Lane 1 : HeLa whole cell lysate at 50 µg

Lane 2 : HeLa whole cell lysate at 15 µg

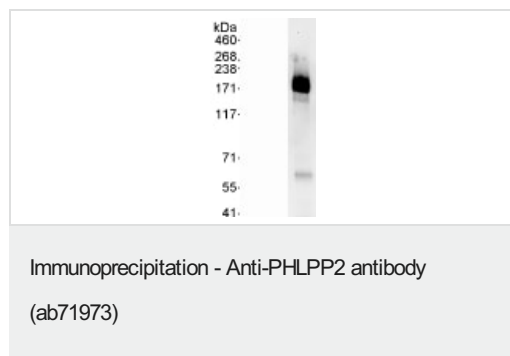
Lane 3 : HeLa whole cell lysate at 5 µg

Lane 4 : 293T whole cell lysate at 50 µg

Lane 5 : NIH3T3 whole cell lysate at 50 µg

Predicted band size: 147 kDa

Observed band size: 190 kDa



Detection of PHLPP2 by Western Blot of Immunoprecipitate.
ab71973 at 1 µg/ml staining PHLPP2 in HeLa whole cell lysate
immunoprecipitated using ab71973 at 3 µg/mg lysate (1 mg/IP; 20%
of IP loaded/lane).

Detection: chemiluminescence with exposure time of 30 seconds.

Please note: All products are "FOR RESEARCH USE ONLY. NOT FOR USE IN DIAGNOSTIC PROCEDURES"

Our Abpromise to you: Quality guaranteed and expert technical support

- Replacement or refund for products not performing as stated on the datasheet
- Valid for 12 months from date of delivery
- Response to your inquiry within 24 hours
- We provide support in Chinese, English, French, German, Japanese and Spanish
- Extensive multi-media technical resources to help you
- We investigate all quality concerns to ensure our products perform to the highest standards

If the product does not perform as described on this datasheet, we will offer a refund or replacement. For full details of the Abpromise, please visit <https://www.abcam.co.jp/abpromise> or contact our technical team.

Terms and conditions

- Guarantee only valid for products bought direct from Abcam or one of our authorized distributors