


Anti-PFKL antibody ab97443

面格新?

医薬用外劇物

製品の概要

製品名	Anti-PFKL antibody
製品の詳細	Rabbit polyclonal to PFKL
由来種	Rabbit
アプリケーション	適用あり: WB, ICC/IF
種交差性	交差種: Human 交差が予測される動物種: Mouse, Rat, Cow 
免疫原	Recombinant fragment, corresponding to a region within amino acids 475-691 of Human PFKL (NP_001002021)
ポジティブ・コントロール	A431, A549, H1299, HeLa and HepG2 cell lines.
特記事項	<p>The Life Science industry has been in the grips of a reproducibility crisis for a number of years. Abcam is leading the way in addressing this with our range of recombinant monoclonal antibodies and knockout edited cell lines for gold-standard validation. Please check that this product meets your needs before purchasing.</p> <p>If you have any questions, special requirements or concerns, please send us an inquiry and/or contact our Support team ahead of purchase. Recommended alternatives for this product can be found below, along with publications, customer reviews and Q&As</p>

製品の特性

製品の状態	Liquid
保存方法	Shipped at 4°C. Upon delivery aliquot. Store at -20°C or -80°C. Avoid freeze / thaw cycle.
バッファー	pH: 7.00 Preservative: 0.01% Thimerosal (merthiolate) Constituents: 1.21% Tris, 0.75% Glycine, 10% Glycerol (glycerin, glycerine)
精製度	Immunogen affinity purified
ポリ/モノ	ポリクローナル
アイソタイプ	IgG

アプリケーション

The Abpromise guarantee

Abpromise保証は、次のテスト済みアプリケーションにおけるab97443の使用に適用されます

アプリケーションノートには、推奨の開始希釈率がありますが、適切な希釈率につきましてはご確認ください。

アプリケーション	Abreviews	特記事項
WB		1/500 - 1/3000. Predicted molecular weight: 90 kDa.
ICC/IF		1/100 - 1/200.

ターゲット情報

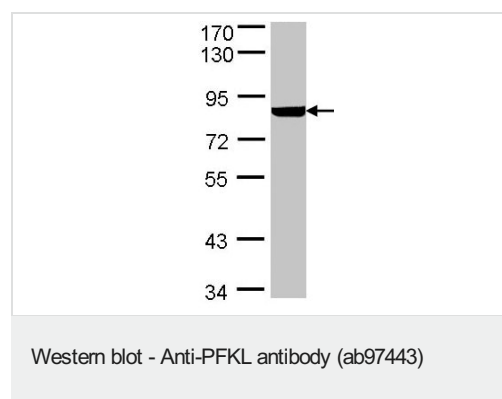
関連性

PFKL is the Liver isozyme of PFK (Phosphofructokinase), which is a tetrameric enzyme that catalyzes a key step in glycolysis, namely the conversion of D-fructose 6-phosphate to D-fructose 1,6-bisphosphate. Separate genes encode a muscle subunit (M) and a liver subunit (L). PFK from muscle is a homotetramer of M subunits, PFK from liver is a homotetramer of L-subunits, while PFK from platelets can be composed of any tetrameric combination of M and L subunits.

細胞内局在

Cytoplasmic

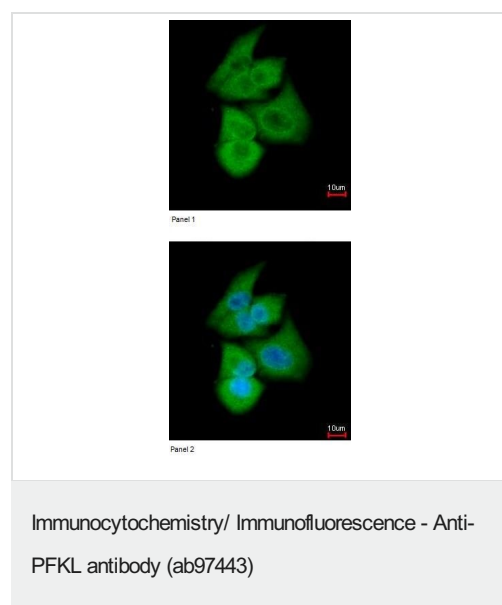
画像



Anti-PFKL antibody (ab97443) at 1/1000 dilution + Hep G2 whole cell lysate at 30 µg

Predicted band size: 90 kDa

7.5% SDS PAGE



Immunofluorescence analysis of paraformaldehyde-fixed A549, using ab97443 at 1/200 dilution (upper panel) and merged with DNA probe (lower panel).

Please note: All products are "FOR RESEARCH USE ONLY. NOT FOR USE IN DIAGNOSTIC PROCEDURES"

Our Abpromise to you: Quality guaranteed and expert technical support

- Replacement or refund for products not performing as stated on the datasheet
- Valid for 12 months from date of delivery
- Response to your inquiry within 24 hours
- We provide support in Chinese, English, French, German, Japanese and Spanish
- Extensive multi-media technical resources to help you
- We investigate all quality concerns to ensure our products perform to the highest standards

If the product does not perform as described on this datasheet, we will offer a refund or replacement. For full details of the Abpromise, please visit <https://www.abcam.co.jp/abpromise> or contact our technical team.

Terms and conditions

- Guarantee only valid for products bought direct from Abcam or one of our authorized distributors