


PE Anti-NSE antibody [EPR3377] - Neuronal Marker ab210631

リコンビナント RabMAb

画像数 2

製品の概要

製品名	PE Anti-NSE antibody [EPR3377] - Neuronal Marker
製品の詳細	PE Rabbit monoclonal [EPR3377] to NSE - Neuronal Marker
由来種	Rabbit
標識	PE. Ex: 488nm, Em: 575nm
アプリケーション	適用あり: Flow Cyt (Intra)
種交差性	交差種: Human 交差が予測される動物種: Mouse, Rat 
免疫原	Synthetic peptide. This information is proprietary to Abcam and/or its suppliers.
ポジティブ・コントロール	Flow Cyt (intra): U87MG
特記事項	This product is a recombinant monoclonal antibody, which offers several advantages including: - High batch-to-batch consistency and reproducibility - Improved sensitivity and specificity - Long-term security of supply - Animal-free production For more information see here . Our RabMAb [®] technology is a patented hybridoma-based technology for making rabbit monoclonal antibodies. For details on our patents, please refer to RabMAb[®] patents .

製品の特性

製品の状態	Liquid
保存方法	Shipped at 4°C. Upon delivery aliquot. Store at +4°C. Do Not Freeze. Store In the Dark.
バッファー	pH: 7.4 Preservative: 0.02% Sodium azide Constituents: PBS, 1% BSA
精製度	Protein A purified
ポリ/モノ	モノクローナル
クローン名	EPR3377
アイソタイプ	IgG

アプリケーション

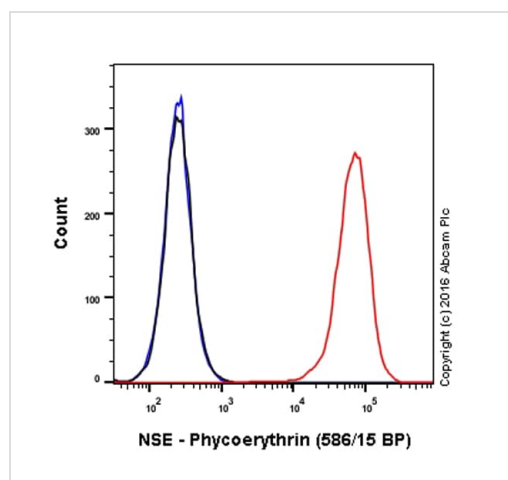
The Abpromise guarantee **Abpromise保証は、** 次のテスト済みアプリケーションにおけるab210631の使用に適用されます
アプリケーションノートには、推奨の開始希釈率がありますが、適切な希釈率につきましてはご検討ください。

アプリケーション	Abreviews	特記事項
Flow Cyt (Intra)		1/500. The cellular localisation of this product has been verified in ICC/IF.

ターゲット情報

機能	Has neurotrophic and neuroprotective properties on a broad spectrum of central nervous system (CNS) neurons. Binds, in a calcium-dependent manner, to cultured neocortical neurons and promotes cell survival.
組織特異性	The alpha/alpha homodimer is expressed in embryo and in most adult tissues. The alpha/beta heterodimer and the beta/beta homodimer are found in striated muscle, and the alpha/gamma heterodimer and the gamma/gamma homodimer in neurons.
パスウェイ	Carbohydrate degradation; glycolysis; pyruvate from D-glyceraldehyde 3-phosphate: step 4/5.
配列類似性	Belongs to the enolase family.
発生段階	During ontogenesis, there is a transition from the alpha/alpha homodimer to the alpha/beta heterodimer in striated muscle cells, and to the alpha/gamma heterodimer in nerve cells.
細胞内局在	Cytoplasm. Cell membrane. Can translocate to the plasma membrane in either the homodimeric (alpha/alpha) or heterodimeric (alpha/gamma) form.

画像




Overlay histogram showing U87MG cells stained with ab210631 (red line). The cells were fixed with 4% formaldehyde (10 min) and then permeabilized with 0.1% PBS-Triton X-100 for 15 min. The cells were then incubated in 1x PBS / 10% normal goat serum to block non-specific protein-protein interactions followed by the antibody (ab210631, 1/500 dilution) for 30 min at 22°C. Isotype control antibody (black line) was rabbit IgG (monoclonal) Phycoerythrin ([ab209478](#)) used at the same concentration and conditions as the primary antibody. Unlabelled sample (blue line) was also used as a control. Acquisition of >5,000 events were collected using a 50mW Yellow/Green laser (561nm) and 586/15 bandpass filter.

This antibody gave a positive signal in U87MG cells fixed with 80% methanol (5 min)/permeabilized with 0.1% PBS-Triton X-100 for 15

min used under the same conditions.

Why choose a recombinant antibody?



Research with confidence
Consistent and reproducible results

Long-term and scalable supply
Recombinant technology

Success from the first experiment
Confirmed specificity

Ethical standards compliant
Animal-free production

PE Anti-NSE antibody [EPR3377] - Neuronal Marker
(ab210631)

Please note: All products are "FOR RESEARCH USE ONLY. NOT FOR USE IN DIAGNOSTIC PROCEDURES"

Our Abpromise to you: Quality guaranteed and expert technical support

- Replacement or refund for products not performing as stated on the datasheet
- Valid for 12 months from date of delivery
- Response to your inquiry within 24 hours
- We provide support in Chinese, English, French, German, Japanese and Spanish
- Extensive multi-media technical resources to help you
- We investigate all quality concerns to ensure our products perform to the highest standards

If the product does not perform as described on this datasheet, we will offer a refund or replacement. For full details of the Abpromise, please visit <https://www.abcam.co.jp/abpromise> or contact our technical team.

Terms and conditions

- Guarantee only valid for products bought direct from Abcam or one of our authorized distributors