


PE Anti-Bcl-XL antibody [E18] ab208747

リコンビナント RabMAb

★★★★☆ [2 Abreviews](#) [1 References](#) [画像数 2](#)

製品の概要

製品名	PE Anti-Bcl-XL antibody [E18]
製品の詳細	PE Rabbit monoclonal [E18] to Bcl-XL
由来種	Rabbit
標識	PE. Ex: 488nm, Em: 575nm
特異性	This antibody should recognize Bcl-XL, Bcl-xS and Bcl-x(beta) as the immunogen sequence is common to them. The antibody does not cross-react with other Bcl-2 family members.
アプリケーション	適用あり: Flow Cyt (Intra)
種交差性	交差種: Human 交差が予測される動物種: Mouse, Rat, Pig 
免疫原	Synthetic peptide. This information is proprietary to Abcam and/or its suppliers.
ポジティブ・コントロール	Flow Cyt (intra): HeLa cells.
特記事項	Our RabMAb [®] technology is a patented hybridoma-based technology for making rabbit monoclonal antibodies. For details on our patents, please refer to RabMAb[®] patents .

製品の特性

製品の状態	Liquid
保存方法	Shipped at 4°C. Upon delivery aliquot. Store at +4°C. Do Not Freeze. Store In the Dark.
バッファー	pH: 7.4 Preservative: 0.02% Sodium azide Constituents: PBS, 1% BSA
精製度	Protein A purified
ポリ/モノ	モノクローナル
クローン名	E18
アイソタイプ	IgG

アプリケーション

The Abpromise guarantee

Abpromise保証は、次のテスト済みアプリケーションにおけるab208747の使用に適用されます

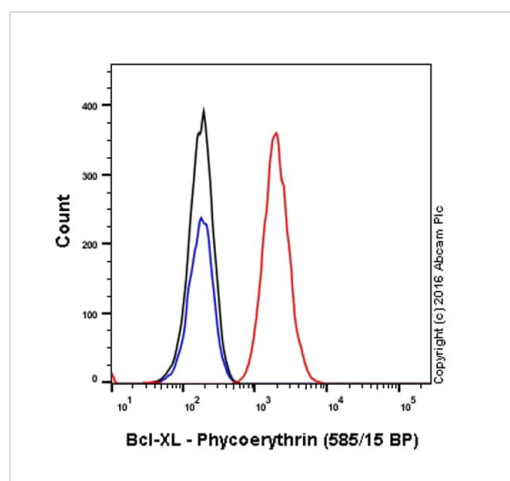
アプリケーションノートには、推奨の開始希釈率がありますが、適切な希釈率につきましてはご検討ください。

アプリケーション	Abreviews	特記事項
Flow Cyt (Intra)		1/500.

ターゲット情報

機能	Potent inhibitor of cell death. Inhibits activation of caspases (By similarity). Appears to regulate cell death by blocking the voltage-dependent anion channel (VDAC) by binding to it and preventing the release of the caspase activator, CYC1, from the mitochondrial membrane. Isoform Bcl-X(S) promotes apoptosis.
組織特異性	Bcl-X(S) is expressed at high levels in cells that undergo a high rate of turnover, such as developing lymphocytes. In contrast, Bcl-X(L) is found in tissues containing long-lived postmitotic cells, such as adult brain.
配列類似性	Belongs to the Bcl-2 family.
ドメイン	The BH4 motif is required for anti-apoptotic activity. The BH1 and BH2 motifs are required for both heterodimerization with other Bcl-2 family members and for repression of cell death.
翻訳後修飾	Proteolytically cleaved by caspases during apoptosis. The cleaved protein, lacking the BH4 motif, has pro-apoptotic activity.
細胞内局在	Mitochondrion membrane. Nucleus membrane. Mitochondrial membranes and perinuclear envelope.

画像



Flow Cytometry (Intracellular) - PE Anti-Bcl-XL antibody [E18] (ab208747)

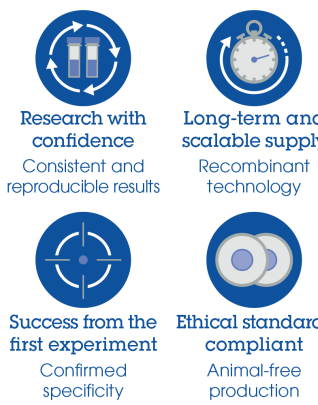
Overlay histogram showing HeLa cells stained with ab208747 (red line). The cells were fixed with 4% formaldehyde (10 min) and then permeabilized with 0.1% PBS-Triton X-100 for 15 min. The cells were then incubated in 1x PBS / 10% normal goat serum to block non-specific protein-protein interactions followed by the antibody (ab208747, 1/500 dilution) for 30 min at 22°C.

Isotype control antibody (black line) was rabbit IgG (monoclonal) Phycoerythrin (**ab209478**) used at the same concentration and conditions as the primary antibody. Unlabelled sample (blue line) was also used as a control.

Acquisition of >5,000 events were collected using a 50 mW Yellow/Green laser (561nm) and 586/15 bandpass filter.

This antibody gave a positive signal in HeLa cells fixed with 80% methanol (5 min)/permeabilized with 0.1% PBS-Triton X-100 for 15 min used under the same conditions.

Why choose a recombinant antibody?



- Research with confidence**
Consistent and reproducible results
- Long-term and scalable supply**
Recombinant technology
- Success from the first experiment**
Confirmed specificity
- Ethical standards compliant**
Animal-free production

PE Anti-Bcl-XL antibody [E18] (ab208747)

Please note: All products are "FOR RESEARCH USE ONLY. NOT FOR USE IN DIAGNOSTIC PROCEDURES"

Our Abpromise to you: Quality guaranteed and expert technical support

- Replacement or refund for products not performing as stated on the datasheet
- Valid for 12 months from date of delivery
- Response to your inquiry within 24 hours
- We provide support in Chinese, English, French, German, Japanese and Spanish
- Extensive multi-media technical resources to help you
- We investigate all quality concerns to ensure our products perform to the highest standards

If the product does not perform as described on this datasheet, we will offer a refund or replacement. For full details of the Abpromise, please visit <https://www.abcam.co.jp/abpromise> or contact our technical team.

Terms and conditions

- Guarantee only valid for products bought direct from Abcam or one of our authorized distributors